

MILLING

Product Overview

Application Guide

Milling Inserts Overview

Milling Cutter Overview

Scan this QR code to see our **YG SM3 Mill** at work.

Scan this QR code to see our **YG HF4 Mill** at work.

Code Keys - Milling Cutters

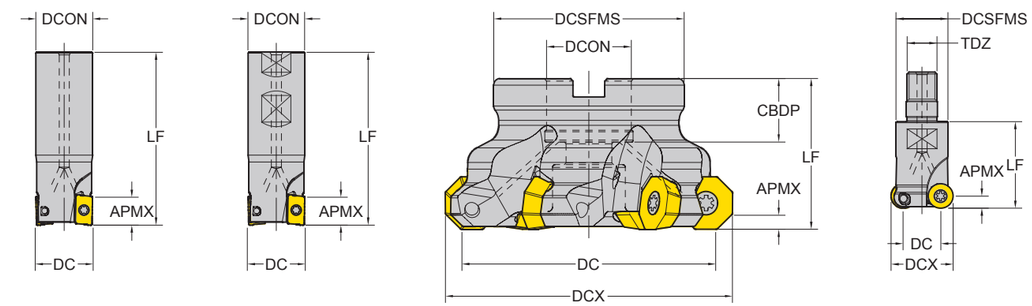

<C> Cylindrical <W> Weldon <S> Shell Mill <M> Modular

Cutting Angle (90˚)

Cutter Diameter (Ø1.00")

Connection Type and Size
C - Cylindrical
S - Shell Mill (Cylindrical Ø1.00")
W - Weldon
M - Modular

Inch

* Shank Type Only

E	90	-	APKT10	-	D100	Z2	C100	-	L480	i
	KAPR				DC or DCX*	ZEFP	DCON or TDZ		LF*	

* DCX for Round insert

Cutter Type
E - Endmill Type
F - Facemill Type
M - Modular Type

Insert Series (APKT 10)

Number of Teeth (Z=2)

Functional Length (4.80 inch)

Insert ISO Code System

1	2	3	4	5	6	7
A	P	K	T	16	04	08
Shape	Relief Angle (AN)	Tolerance	Clamping & Chipbreaker	Insert Size	Insert Thickness (S)	Corner Radius

1 - Shape

Symbol	Shape
H	Hexagonal
O	Octagonal
P	Pentagonal
S	Square
T	Triangular
W	Trigon
L	Rectangular
A	Parallelogram 80˚
R	Round

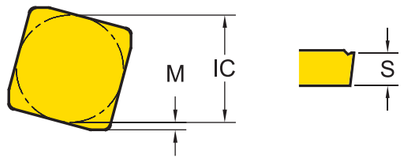

2 - Relief Angle (AN)

Symbol	Relief Angle (AN)
N	No Relief Angle
B	Relief 5˚
C	Relief 7˚
P	Relief 11˚
D	Relief 15˚
E	Relief 20˚
F	Relief 25˚
O	Special

3 - Tolerance Class

Symbol	Inner Circle IC (in)	Nose Height M (in)	Thickness S (in)
C	±.0010	±.0005	±.0010
E	±.001	±.0010	±.001
G	±.001	±.0010	±.005
H	±.0005	± .0005	±.0010
K*	±.002~.006*	±.0005	±.005
M*	±.002~.006*	±.003~.010*	±.005
U*	±.003~.010*	±.005~.015*	±.005

* Tolerance is different by insert IC size. Please see ISO 1832

4 - Clamping & Chipbreaker

Symbol	Clamping	Chipbreaker	Figure
N	No clamping hole	X	
R		One Face	
W	Screw Hole	X	
T		One Face	
U		Both Faces	
X	Special		

5 - Insert Size

* No Standard for milling insert size

6 - Insert Thickness

* No Standard for milling insert thickness

Insert ISO Code System

	page 119		page 118
8	9		10
PDTR	-TR		YG602
Corner Geometry	Chipbreaker		Grade

7 - Corner Radius (RE)

Symbol	Thickness - S (in)	Symbol	Thickness - S (in)
04	.016	16	.063
08	.031	20	.079
12	.047	24	.094

8 - Corner Geometry

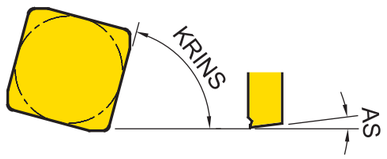

8-1	8-2	8-3	8-4
P	D	T	R
Cutting Edge Angle (KRINS)	Wiper Edge Clearance (AS)	Edge Condition	Feed Direction

*Refer to page. 119 for -AL, -ST, -TR… types

8-1 - Cutting Edge Angle (KRINS)

Symbol	Cutting Edge Angle (KRINS)
P	90˚
A	45˚
D	60˚
E	75˚
F	85˚
Z	Special

8-2 - Wiper Edge Clearance (AS)

Symbol	Wiper Edge Clearance (AS)
N	0˚
P	11˚
D	15˚
E	20˚
F	25˚
Z	Special

8-3 - Edge Condition

Symbol	Edge Condition
F	Sharp
E	Round
T	Chamfer
S	Chamfer and Round

8-4 - Feed Direction

Symbol	Feed Direction
R	Right-hand Insert
N	Neutral Insert
L	Left-hand Insert

Milling Grades and Chipbreakers

Milling Grades

Milling Grades		P Steel					M Stainless steel				K Cast iron				N Non-ferrous				S Super alloys				H Hardened Steel			
		P05	P15	P25	P35	P45	M05	M15	M25	M35	K05	K15	K25	K35	N05	N15	N25	N35	S05	S15	S25	S35	H05	H15	H25	H35
PVD	YG012		012																				012			
PVD	YG712		712																							
PVD	YG713		713																							
PVD	YG612			612					612												612					
PVD	YG622			622									622													
PVD	YG602			602					602				602							602						
PVD	YG613				613				613																	
PVD	YG614								614													614				
PVD	YG501											501														
PVD	YG904																					904				
CVD	YG5020											5020														
Uncoated	YG50															50										

YG012
H10 - H30
P10 - P30



Optimized Milling Grade for Pre-Hardened & Hardened steel
- Applied Extreme Oxidaion PVD layer and Crack-free Substrate
- Excellent Cutting performance for Die & Mold applicaition

YG712
P10 - P30



Milling Grade for Medium of Steel Application
- Superior wear resistance and excellent toughness in high speed machining
- Coating layer with high hardness and oxidation resistance

YG713
P15 - P25



Milling Grade for General Steel Application
- Multi-layer TiAlN structure realizes stronger crater and flank wear resistance
- Fine-grained carbide and balanced substrate

YG622
P20 - P35
K20 - K40



Optimized Grade for High Alloyed or Prehardened Steel
Excellent for High Temperature Hardness and Oxidation Resistance at High Speed

YG612
P20 - P40
M20 - M40
S20 - S40

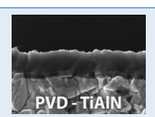

Specialized Multi-Nano Coated Grade with high wear resistance and chipping resistance
- Special Multi-Nano coating prevent crack and providing predictible tool life
- Special universal Grade can acheive stable tool life in any workpiece

YG602
P20 - P35 M20 - M40
K20 - K40 S15 - S25



Universal grade for General Milling Application
- Ultra Dense PVD Coating with optimal thermal resistance & strength
- Sub-Micron substrate designed for demanding application

Milling Grades and Chipbreakers

Milling Grades

YG613
P30 - P50
M30 - M40



Milling Grade for Stainless Steel Application
- New coating layer with lubrication preventing built-up edge on ultra fine grain substrate with high toughness.
- The toughest substrate provides excellent cutting performance in stainless steel

NEW **YG614**
M35 - M45
S35 - S45



Milling grade for stainless steel in wet-cutting applications
- The substrate offers excellent chipping resistance under wet-cutting conditions
- The coating provides a lubricating effect that prevent built-up edge formation

YG501
K05- K25



Hard Milling grade for Cast Iron
- Substrate especially designed for high wear resistance
- Excellent wear resistance in cast iron milling application

YG5020
K01-K30

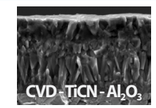

CVD Milling grade for Cast Iron
- CVD coating for Excellent wear resistance
- Improved Toughness for chipping resistance

NEW **YG904**
S30 - S45



Excellent performance for machining HRSA(Heat resistant super alloys)
- Newly developed substrate improves resistance to chipping and breakage
- High-performance PVD coating technology ensures excellent wear resistance for machining HRSA

YG50
N05 – N20



Uncoated Milling Grade for Aluminium
- Submicron carbide substrate for high wear resistance
- Preventing built up edge with shining surface

Milling Chipbreakers

–AL		• For Aluminum • Very Sharp Geometry
–ST		• For Stainless Steel, Super Alloy • Sharp Geometry
-GN (General Type)		• First Choice for General Application
–TR		• For Hardened Steels • Reinforced Geometry
...W / ...N		• For Hardened Material and Cast Irons

Milling Inserts Overview

Recommended Cutting Conditions : p.191

A 2 Corners	Positive		ADKT	ADKT 1505	p. 121
			AOMT	AOMT 1236	p. 121
			APGT	APGT 1003, 1604	p. 122
			APKT	APKT 1003, 1604	p. 123
			APMT	APMT 1135, 1504, 1604	p. 124
E 4 Corners	Negative		ENMX	ENMX 0402 NEW ENMX 0604 ENMX 0905	p. 125
L 4 Corners	Tangential Milling Negative		LNHU / LNKU NEW	LNHU 1306 LNKU 1306	p. 127
O Octagon	Positive		ODMT / ODMW	ODMT / ODMW 0605	p. 128
			OFER	OFER 0704	p. 129
			OFMT	OFMT 05T3	
	Negative		ONMU / ONHU	ONMU / ONHU 0806	p. 130
P 10 Corners	Negative		PNMU	PNMU1206	p. 131
R Round	Positive Round		RDKT / RDKW	RDKT 0802, 10T3, 1204, 1604 RDKW 0501, 0702, 0802, 10T3, 1204	p. 132
			RDMT / RDMW	RDMT 0802, 0803, 10T3, 1204 RDMW 0802, 10T3, 1204	p. 133
			RPMX / ROHX NEW	RPMX 0803, 10T3, 1204 ROHX 1204	p. 134
			RPMT / RPMW	RPMT 08T2, 10T3, 1204 RPMW 1003, 1204	p. 135
S Square	High Feed		SDMT / SDMW	SDMT 1204, SDMW 1204	p. 137
	Positive		SDCN (45°) / SDKN	SDKN, SDCN 1203, 1504	p. 136
			SEGT	SEGT12T3, 1204	p. 138
			SEKR (45°) / SEKN	SEKR, SEKN 1203	p. 141
			SEKT	SEKT 12T3, 1204	p. 139
			SEMT	SEMT1204, 13T3	p. 140
			SPMT	SPMT 1204	p. 145
	Negative		SNGX NEW	SNGX1206	p. 142
			SNMX	SNMX1206	p. 143
	ISO		SPCN(75°) / SPKN / SPKR'	SPKN 1203, 1504 SPKR 1203 SPCN 1203, 1504	p. 144
			SPUN	SPUN 1203	p. 146
T Triangle	Positive 3 Corners		TPCT NEW	TPCT 0703, 1104, 1605	p. 147
			TPKT	NEW TPKT 0703, 1104, TPKT 1605	p. 148
	ISO		TPCN(90°) / TPKN / TPKR	TPKN 1603, 2204 TPKR 1603, 2204 TPCN 2204	p. 149
			TPUN	TPUN 1603	p. 150
W Trigon	Negative 6 Corners		WNEX	NEW WNEX 0403, 0806	p. 151

Milling - Shoulder Milling - Inserts

ADKT / AOMT - Shoulder Milling Positive (2 Corners)

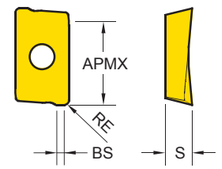

<ADKT>

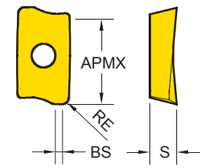

<AOMT>

Series	APMX	IC	S
ADKT 1505	.551	.382	.228
AOMT 1236	.433	.260	.142

EDP 1200.. ●: Stock item ○: Order made item

								H20	P15	P25	P30	P30	P30	P40	M40	K10	K15	S40					
								P20			K30	M30	M30	M40	S40								
												S30		S40									
ADKT	Designation	RE (in)	Fz (in/tooth)	BS (in)	APMX (in)	YG012	YG712	YG713	YG622	YG612	YG602	YG613	YG614	YG5020	YG501	YG904							
ADKT General	ADKT 150508 PDTR	.031	.002 ~ .009	.074	.551	● 0913				● 1053	● 0220												
	ADKT 150516 PDTR	.063	.002 ~ .009	.068	.551	● 0916					● 0755												
	ADKT 150524 PDTR	.094	.002 ~ .009	.047	.551	● 0917					● 0756												
	ADKT 150532 PDTR	.126	.002 ~ .009	.012	.551	● 0918					● 0757												

AOMT	Designation	RE (in)	Fz (in/tooth)	BS (in)	APMX (in)	YG012	YG712	YG713	YG622	YG612	YG602	YG613	YG614	YG5020	YG501	YG904							
AOMT General	AOMT 123604 PDTR	.016	.002 ~ .006	.042	.433						● 0217												
	AOMT 123608 PDTR	.031	.002 ~ .006	.036	.433	○ 0912					● 0218	● 0613											

Milling - Shoulder Milling - Inserts

APGT - Shoulder Milling Positive (2 Corners)

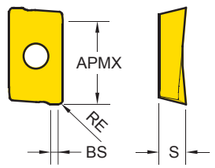

Series	APMX	IC	S
APGT 1003	.354	.264	.142
APGT 1604	.551	.370	.209

EDP 1200.. ●: Stock item ○: Order made item

APGT	Designation	RE (in)	Fz (in/tooth)	BS (in)	APMX (in)	YG012	YG712	YG713	YG622	YG612	YG602	YG613	YG614	YG5020	YG501	YG50
						H20 P20	P15	P25	P30 K30	P30 M30 S30	P30 M30	P40 M40 S40	M40 S40	K10	K15	N15
-AL Aluminium	APGT 100305 - AL	.020	.002 ~ .010	.055	.354											● 0730
	APGT 160408 - AL	.031	.002 ~ .010	.067	.551											● 0428
	APGT 160430 - AL	.118	.002 ~ .010	.008	.551											● 0798

Refer to Milling Cutter p. 154

Milling - Shoulder Milling - Inserts

APKT - Shoulder Milling Positive (2 Corners)

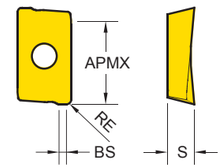

Series	APMX	IC	S
APKT 1003	.354	.264	.142
APKT 1604	.551	.370	.209

EDP 1200.. ●: Stock item ○: Order made item

APKT	Designation	RE (in)	Fz (in/tooth)	BS (in)	APMX (in)	YG012	YG712	YG713	YG622	YG612	YG602	YG613	YG614	YG5020	YG501	YG904
						H20 P20	P15	P25	P30 K30	P30 M30 S30	P30 M30	P40 M40 S40	M40 S40	K10	K15	S40
APKT General	APKT 100305 PDTR	.020	.002 ~ .009	.034	.354	● 0749		○ 0638	○ 0429	● 0818	● 0005	● 0672	● 1254			● 1183
	APKT 100308 PDTR	.031	.002 ~ .009	.035	.354	● 0750		○ 0632	○ 0430	● 0819	● 0004	● 0610	● 1256			
	APKT 100316 PDTR	.063	.002 ~ .009	.041	.354					● 0975	● 0713	● 0714				
	APKT 160404 PDTR	.016	.002 ~ .010	.044	.551			○ 0656		● 0828	● 0003	● 0673				
	APKT 160408 PDTR	.031	.002 ~ .010	.052	.551	● 0797		○ 0633	○ 0767	● 0820	● 0001	● 0607	● 1257		● 0796	● 1180
	APKT 160412 PDTR	.047	.002 ~ .010	.044	.551			○ 0649		● 0980	● 0002					
	APKT 160416 PDTR	.063	.002 ~ .010	.044	.551			○ 0661		● 0979	● 0006	● 1013				
	APKT 160424 PDTR	.094	.002 ~ .010	.047	.551			○ 0653		● 0836	● 0255	● 1014				
	APKT 160432 PDTR	.126	.002 ~ .010	.016	.551	● 0870				● 0977	● 0738					
-ST Stainless Steel Super Alloy	APKT 100305 - ST	.02	.002 ~ .005	.034	.354					● 0834	● 0278	● 0618	● 1255			● 1182
	APKT 100312 - ST	.047	.002 ~ .005	.052	.354					● 0981		● 0776				
	APKT 100316 - ST	.063	.002 ~ .005	.041	.354					● 0982		● 0719				
	APKT 160408 - ST	.031	.002 ~ .005	.052	.551					● 0835	● 0270	● 0617	● 1258			● 1181
-TR Hardened Steel	APKT 160404 - TR	.016	.002 ~ .016	.083	.551				○ 0505	● 0970	● 0492					
	APKT 160408 - TR	.031	.002 ~ .016	.052	.551	● 0746	● 0471	○ 0637	○ 0337	● 0821	● 0256					
	APKT 160412 - TR	.047	.002 ~ .016	.094	.551	● 0914			○ 0523	● 0829	● 0493					
	APKT 160416 - TR	.063	.002 ~ .016	.094	.551	● 0747			○ 0524	● 0969	● 0472					
	APKT 160424 - TR	.094	.002 ~ .016	.059	.551	● 0748			○ 0520	● 0971	● 0494					

Milling - Shoulder Milling - Inserts

APMT - Shoulder Milling Positive (2 Corners)

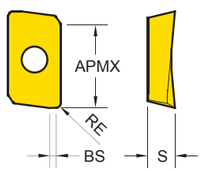

<APMT>

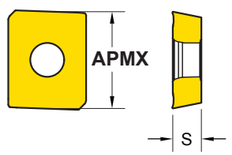

<APMT 1504>

Series	APMX	IC	S
APMT 1135	.354	.224	.138
APMT 1604	.551	.362	.187
APMT 1504	-	.500	.187

EDP 1200.. ●: Stock item ○: Order made item

APMT	Designation	RE (in)	Fz (in/tooth)	BS (in)	APMX (in)	YG012	YG712	YG713	YG622	YG612	YG602	YG613	YG614	YG5020	YG501	YG904
						H20 P20	P15	P25	P30 K30	P30 M30 S30	P30 M30	P40 M40 S40	M40 S40	K10	K15	S40
APMT General	APMT 113504 PDTR	.016	.002 ~ .009	.050	.354	● 0752		○ 0655	○ 0400	● 0940	● 0009	● 0669				
	APMT 113508 PDTR	.031	.002 ~ .009	.042	.354			○ 0654		● 0941	● 0010	● 0668				
	APMT 160408 PDTR	.031	.002 ~ .009	.044	.551	● 0751	● 0423	○ 0642	○ 0399	● 0939	● 0008	● 0663	● 1259		● 0464	
APMT 1504 General	APMT 1504	-	.002 ~ .009	-					○ 0445	● 0838	● 0276	● 0777				

Refer to Milling Cutter p. 155 - 157

Milling - High Feed Milling - Inserts

ENMX - High Feed Negative (4 Corners)

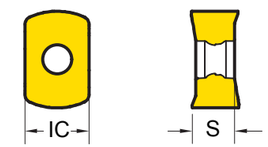

Series	IC	S
ENMX 0402	.157	.093
ENMX 0604	.248	.166
ENMX 0905	.354	.213

EDP 1200.. ●: Stock item ○: Order made item

ENMX	Designation	RE (in)	Fz (in/tooth)	BS (in)	APMX (in)	YG012	YG712	YG713	YG622	YG612	YG602	YG613	YG614	YG5020	YG501	YG904
						H20 P20	P15	P25	P30 K30	P30 M30 S30	P30 M30	P40 M40 S40	M40 S40	K10	K15	S40
ENMX General	ENMX 0604	.031	.012 ~ .079	-	.039	● 0734				● 0822	● 0474	● 0606	● 1260			● 1186
	ENMX 0905	.039	.012 ~ .098	-	.059	● 0736				● 0824	● 0702	● 0703	● 1262			
- ST Stainless Steel	ENMX 0402 - ST	.020	.008 ~ .031	-	.020					● 1064		● 1065				
	ENMX 0604 - ST	.031	.004 ~ .031	-	.039					● 0973	● 0623	● 0625	● 1261			● 1184
	ENMX 0905 - ST	.039	.008 ~ .047	-	.059					● 0974	● 0705	● 0706	● 1263			● 1187
- TR Hardened Steel	ENMX 0402 - TR	.020	.008 ~ .051	-	.020	● 1060	● 1062			● 1059		● 1061				
	ENMX 0604 - TR	.031	.012 ~ .098	-	.039	● 0733	● 0504	○ 0636		● 0823	● 0459					● 1185
	ENMX 0905 - TR	.039	.012 ~ .118	-	.059	● 0735				● 0825	● 0600	● 0874				

ENMX - High Feed Negative (4 Corners) Technical Information

ENMX 0402

Unit : inch

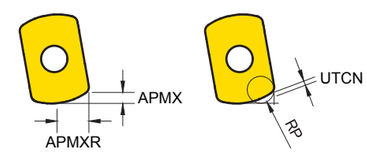

APMXR Radial AP Max
.094

RP Programmed Corner R	Overcut	UTCN Uncut Thickness
.031	.010	0
.035	.009	0
.039	.007	.0004

DCX External Cutter Diameter	APMX Maximum Depth of Cut	APMXR Maximum Radial Depth of Cut	RMPX Maximum Ramping Angle(°)	RP Programmed Corner Radius	UTCN Uncut Thickness	Diameter Maximum Cutting Diameter	Pitch Helical Interpolation Pitch	Diameter Minimum Cutting Diameter	Pitch Helical Interpolation Pitch	Ae Enlarge Width
.375	.020	.094	0.8°	.035	.009	.750	.016	.553	.008	.281
.455	.020	.094	0.7°	.035	.009	.910	.017	.705	.009	.361
.500	.020	.094	0.7°	.035	.009	1.000	.020	.764	.017	.406
.580	.020	.094	0.9°	.035	.009	1.160	.020	.916	.020	.486
.625	.020	.094	1.2°	.035	.009	1.250	.020	1.002	.020	.531
.705	.020	.094	1.0°	.035	.009	1.410	.020	1.158	.020	.611
.730	.020	.094	0.8°	.035	.009	1.460	.020	1.208	.020	.636
.750	.020	.094	1.0°	.035	.009	1.500	.020	1.248	.020	.656
1.000	.020	.094	0.7°	.035	.009	2.000	.020	1.740	.020	.906
1.125	.020	.094	0.6°	.035	.009	2.250	.020	1.990	.020	1.031
1.250	.020	.094	0.5°	.035	.009	2.500	.020	2.240	.020	1.156
1.375	.020	.094	0.4°	.035	.009	2.750	.020	2.490	.020	1.281

ENMX - High Feed Negative (4 Corners) Technical Information

ENMX 0604

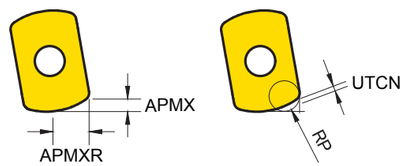

Unit : inch

RP Programmed Corner R	Overcut	UTCN Uncut Thickness
.079	.000	.012
.098	.007	.007
.118	.014	.003

DCX External Cutter Diameter	APMX Maximum Depth of Cut	APMXR Maximum Radial Depth of Cut	RMPX Maximum Ramping Angle(°)	RP Programmed Corner Radius	UTCN Uncut Thickness	Diameter Minimum Cutting Diameter	Diameter Maximum Cutting Diameter	Pitch Helical Interpolation Pitch	Ae Enlarge Width
.625	.035	.137	3.4°	R.079	.011	.817	1.171	.035	.487
.750	.039	.145	2.0°	R.079	.012	1.067	1.421	.039	.612
1.00	.039	.145	1.2°	R.079	.012	1.567	1.921	.039	.862
1.25	.039	.145	0.9°	R.079	.012	2.067	2.421	.039	1.112
1.50	.039	.145	0.7°	R.079	.012	2.567	2.921	.039	1.362
2.00	.039	.145	0.5°	R.079	.012	3.567	3.921	.039	1.862
3.00	.039	.145	0.3°	R.079	.012	5.567	5.922	.039	2.862

ENMX 0905

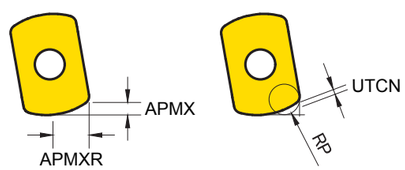

Unit : inch

RP Programmed Corner R	Overcut	UTCN Uncut Thickness
.098	.000	.022
.118	.004	.015
.137	.010	.009
.157	.016	.004
.177	.019	.000

DCX External Cutter Diameter	APMX Maximum Depth of Cut	APMXR Maximum Radial Depth of Cut	RMPX Maximum Ramping Angle(°)	RP Programmed Corner Radius	UTCN Uncut Thickness	Diameter Minimum Cutting Diameter	Diameter Maximum Cutting Diameter	Pitch Helical Interpolation Pitch	Ae Enlarge Width
1.0	.059	.185	3.8°	R.098	.022	1.685	1.921	.059	.803
1.25	.059	.185	2.4°	R.098	.022	2.185	2.421	.059	1.053
1.5	.059	.185	1.7°	R.098	.022	2.685	2.921	.059	1.303
2.0	.059	.185	1.1°	R.098	.022	3.685	3.921	.059	1.803
2.5	.059	.185	0.8°	R.098	.022	4.685	4.921	.059	2.303
3.0	.059	.185	0.7°	R.098	.022	5.685	5.921	.059	2.803
4.0	.059	.185	0.4°	R.098	.022	7.685	7.921	.059	3.803
6.0	.059	.185	0.3°	R.098	.022	11.685	11.921	.059	5.803

Refer to Milling Cutter p. 158

LNHU, LNKU - Tangential Milling Negative (4 Corners)

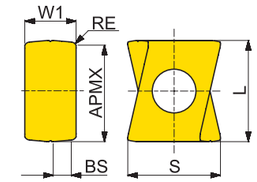

Series	APMX	IC	S
LNHU1306	.472	.264	.476

EDP 1200.. ●: Stock item ○: Order made item

LNHU

Designation	RE (in)	Fz (in/tooth)	BS (in)	APMX (in)	YG012 (H20 P20)	YG712 (P15)	YG713 (P25)	YG622 (P30 K30)	YG612 (P30 M30 S30)	YG602 (P30 M30)	YG613 (P40 M40 S40)	YG614 (M40 S40)	YG5020 (K10)	YG501 (K15)	YG904 (S40)
LNHU130608R	.031	.002 ~ .012	.082	.472	● 0905				● 0723	○ 0640	● 0724		● 0725		

NEW
LNHU
General

LNKU

Designation	RE (in)	Fz (in/tooth)	BS (in)	APMX (in)	YG012	YG712	YG713	YG622	YG612	YG602	YG613	YG614	YG5020	YG501	YG904
LNKU130604R	.016	.002 ~ .012	.094	.472								● 1264			
LNKU130608R	.031	.002 ~ .012	.082	.472	● 0906				● 0740		● 0741	● 1265	● 0742	● 0935	
LNKU130612R	.047	.002 ~ .012	.068	.472	● 0907				● 0764		● 0765	● 1266	● 0766	● 0936	
LNKU130616R	.063	.002 ~ .012	.063	.472	● 0919				● 1052			● 1267	● 0782		

NEW
LNKU
General

Milling - Face Milling - Inserts

ODMT, ODMW - Face Milling Positive (8 Corners)

Refer to Milling Cutter p. 159

Series	IC	S
ODM* 0605	.626	.220

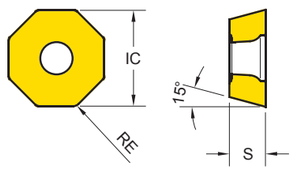

EDP 1200.. ●: Stock item ○: Order made item

ODMT ODMW	Designation	RE (in)	Fz (in/tooth)	BS (in)	APMX (in)	YG012 (H20 P20)	YG712 (P15)	YG713 (P25)	YG622 (P30 K30)	YG612 (P30 M30 S30)	YG602 (P30 M30)	YG613 (P40 M40 S40)	YG614 (M40 S40)	YG5020 (K10)	YG501 (K15)	YG904 (S40)
ODMT General 	ODMT 060508	.031	.002 ~ .012	-	.138	● 1056	● 0513	○ 0659		● 0830	● 0030	● 0675	● 1268			
ODMW Hard Materials	ODMW 060508	.031	.002 ~ .012	-	.138					● 0942	● 0031					

Milling - Face Milling - Inserts

OFER, OFMT - Face Milling Positive (8 Corners)

Series	IC	S
OFER 0704	.771	.188
OFMT 05T3	.501	.160

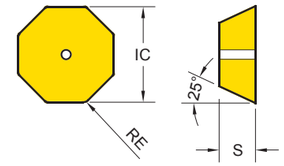

<OFER>

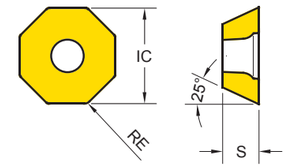

<OFMT>

EDP 1200.. ●: Stock item ○: Order made item

OFER	Designation	RE (in)	Fz (in/tooth)	BS (in)	APMX (in)	YG012 (H20 P20)	YG712 (P15)	YG713 (P25)	YG622 (P30 K30)	YG612 (P30 M30 S30)	YG602 (P30 M30)	YG613 (P40 M40 S40)	YG614 (M40 S40)	YG5020 (K10)	YG501 (K15)	YG904 (S40)
OFER General 	OFER 070405	.020	.002 ~ .012	-	.197						● 0209					

OFMT	Designation	RE (in)	Fz (in/tooth)	BS (in)	APMX (in)	YG012 (H20 P20)	YG712 (P15)	YG713 (P25)	YG622 (P30 K30)	YG612 (P30 M30 S30)	YG602 (P30 M30)	YG613 (P40 M40 S40)	YG614 (M40 S40)	YG5020 (K10)	YG501 (K15)	YG904 (S40)
OFMT General 	OFMT 05T308	.031	.002 ~ .008	-	.130						● 0032		● 1269			

Milling - Face Milling - Inserts

ONHU / ONMU - Face Milling Negative (16 Corners)

Series	IC	S
ON*U 0806	.795	.228

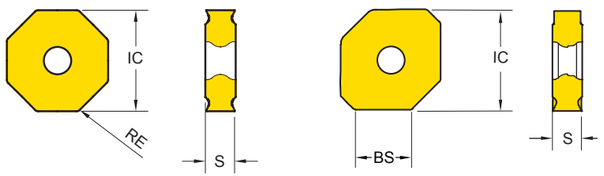

<ONMU> <ONHU>

EDP 1200.. ●: Stock item ○: Order made item

ONMU ONHU	Designation	RE (in)	Fz (in/tooth)	BS (in)	APMX (in)	YG012	YG712	YG713	YG622	YG612	YG602	YG613	YG614	YG5020	YG501	YG904
						H20 P20	P15	P25	P30 K30	P30 M30 S30	P30 M30	P40 M40 S40	M40 S40	K10	K15	S40
ONHU Wiper Insert	ONHU 080612	.047	.003 ~ .010	.417	.217					● 0899				● 0482	● 0496	
ONMU General	ONMU 080608	.031	.002 ~ .014	-	.217	● 0904	● 0609	○ 0657		● 0960	● 0233	● 0670	● 1270	● 0414		
	ONMU 080612	.047	.002 ~ .014	-	.217					● 0898		● 0615	● 1271	● 0542	● 0871	
	ONMU 080620	.079	.002 ~ .014	-	.217								● 1272	● 0707		

* Wiper Insert can use 4 corners for right handed cutter and 4 corners for left handed cutter

Refer to Milling Cutter p. 160

Milling - Face Milling - Inserts

PNMU - Face Milling Negative (10 Corners)

Series	KRINS	IC	S
PNMU 1206	36°	.551	.230

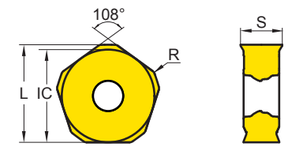

EDP 1200.. ●: Stock item ○: Order made item

PNMU	Designation	RE (in)	Fz (in/tooth)	BS (in)	APMX (in)	YG012	YG712	YG713	YG622	YG612	YG602	YG613	YG614	YG5020	YG501	YG904
						H20 P20	P15	P25	P30 K30	P30 M30 S30	P30 M30	P40 M40 S40	M40 S40	K10	K15	S40
PNMU General	PNMU 1206ZNN	.031	.002 ~ .020	.083	.157	● 0753	● 0596	○ 0645		● 0826	● 0535	● 0671	● 1273	● 0534	● 0538	
- ST Stainless Steel Super Alloy	PNMU 1206 - ST	.031	.002 ~ .012	.083	.157					● 0978	● 0761	● 0760				

Milling - Profiling - Inserts

RDKT / W- Profiling Positive (Round)

Refer to Milling Cutter p. 161

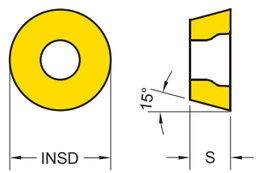

Series	INSD	S	Series	INSD	S
RDK* 0501	.197	.055	RDK* 10T3	.394	.157
RDK* 0702	.276	.094	RDK* 1204	.472	.189
RDK* 0802	.315	.094	RDK*1604	.630	.187

EDP 1200.. ●: Stock item ○: Order made item

RDKT RDKW		Designation	Fz (in/tooth)	APMX (in)	YG012	YG712	YG713	YG622	YG612	YG602	YG613	YG614	YG5020	YG501	YG904
					H20 P20	P15	P25	P30 K30	P30 M30 S30	P30 M30	P40 M40 S40	M40 S40	K10	K15	S40
RDKT General		RDKT 0802M0	.002 ~ .010	.157					● 0943	● 0035					
		RDKT 10T3M0	.002 ~ .012	.197			○ 0651		● 0948	● 0041					
		RDKT 1204M0	.002 ~ .020	.236			○ 0635		● 0938	● 0034	● 0678				
		RDKT 1604M0	.002 ~ .020	.315	● 0915				● 0972	● 0539					
-ST Stainless Steel Super Alloy		RDKT 0802M0 - ST	.002 ~ .006	.157					● 0965	● 0292					
		RDKT 10T3M0 - ST	.002 ~ .008	.197					● 0966	● 0293	● 0620				
		RDKT 1204M0 - ST	.002 ~ .012	.236					● 0967	● 0294	● 0621				
-TR Hardened Steel		RDKT 0802M0 - TR	.002 ~ .014	.157	● 0745			○ 0339	● 0837	● 0284					
		RDKT 10T3M0 - TR	.002 ~ .016	.197	● 0744			○ 0338	● 0841	● 0285					
		RDKT 1204M0 - TR	.002 ~ .024	.236	● 0743		○ 0650	○ 0340	● 0842	● 0272					
RDKW Hard Materials		RDKW 0501M0	.002 ~ .008	.098				○ 0412	● 0843	● 0207		● 1274			
		RDKW 0702M0	.002 ~ .010	.138			○ 0652	○ 0439	● 0844	● 0208		● 1275			
		RDKW 0802M0	.002 ~ .012	.157	● 0909			○ 0440	● 0950	● 0043					
		RDKW 10T3M0	.002 ~ .016	.197	● 0908			○ 0441	● 0947	● 0040					
		RDKW 1204M0	.002 ~ .024	.236			○ 0647	○ 0442	● 0949	● 0042					
		RDKW 1604M0	.002 ~ .024	.315	● 0817					● 0720					

Milling - Profiling - Inserts

RDMT / W- Profiling Positive (Round)

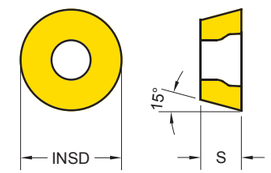

Series	INSD	S	Series	INSD	S
RDM* 0602	.236	.094	RDM* 10T3	.394	.156
RDM* 0802	.315	.094	RDM* 1204	.472	.187
RDM* 0803	.315	.125			

EDP 1200.. ●: Stock item ○: Order made item

RDMT RDMW		Designation	Fz (in/tooth)	APMX (in)	YG012	YG712	YG713	YG622	YG612	YG602	YG613	YG614	YG5020	YG501	YG904
					H20 P20	P15	P25	P30 K30	P30 M30 S30	P30 M30	P40 M40 S40	M40 S40	K10	K15	S40
RDMT General		RDMT 0602M0	.002 ~ .008	.118						● 0693					
		RDMT 0802M0	.002 ~ .010	.157						● 0245		● 1276			
		RDMT 0803M0	.002 ~ .010	.157						● 0225					
		RDMT 10T3M0	.002 ~ .012	.197						● 0246		● 1277			
		RDMT 1204M0	.002 ~ .020	.236					● 0845	● 0226					
RDMW Hard Materials		RDMW 0802M0	.002 ~ .012	.157						● 0227		● 1278			
		RDMW 10T3M0	.002 ~ .016	.197						● 0228		● 1279			
		RDMW 1204M0	.002 ~ .024	.236						● 0229					

Milling - Profiling - Inserts

RPMX / ROHX - Profiling Positive (Round)

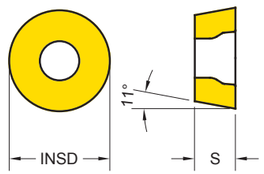

Series	INSD	S	Series	INSD	S
RPM* 0803	.315	.125	RPM* 1204	.472	.187
RPM* 10T3	.394	.156	ROHX 1204	.472	.187

EDP 1200.. ●: Stock item ○: Order made item

RPMX ROHX		Designation	Fz (in/tooth)	APMX (in)	H20 P20	P15	P25	P30 K30	P30 M30 S30	P30 M30	P40 M40 S40	M40 S40	K10	K15	S40
					YG012	YG712	YG713	YG622	YG612	YG602	YG613	YG614	YG5020	YG501	YG904
NEW -XSF		RPMX 0803M0 - XSF	.002 ~ .004	.157											● 1192
		RPMX 10T3M0 - XSF	.002 ~ .004	.197											● 1191
		RPMX 1204M0 - XSF	.002 ~ .004	.236											● 1189
NEW - XSM		RPMX 0803M0 - XSM	.002 ~ .005	.157											● 1193
		RPMX 10T3M0 - XSM	.002 ~ .005	.197											● 1190
		RPMX 1204M0 - XSM	.002 ~ .005	.236											● 1188
NEW ROHX General		ROHX 1204M0	.002 ~ .006	.236								○ 1280			

Milling - Profiling - Inserts

RPMT / W - Profiling Positive (Round)

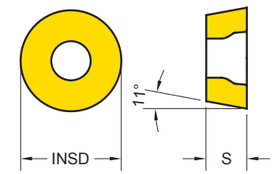

Series	INSD	S	Series	INSD	S
RPM* 08T2	.315	.109	RPM* 10T3	.394	.156
RPM* 1003	.394	.125	RPM* 1204	.472	.187
			RPM* 1606	.630	.250

EDP 1200.. ●: Stock item ○: Order made item

RPMT RPMW		Designation	Fz (in/tooth)	APMX (in)	H20 P20	P15	P25	P30 K30	P30 M30 S30	P30 M30	P40 M40 S40	M40 S40	K10	K15	S40
					YG012	YG712	YG713	YG622	YG612	YG602	YG613	YG614	YG5020	YG501	YG904
RPMT General		RPMT 08T2M0	.002 ~ .010	.157			○ 0660		● 0945	● 0038	● 0676				
		RPMT 10T3M0	.002 ~ .012	.197			○ 0644		● 0944	● 0036	● 0665				
		RPMT 1204M0	.002 ~ .020	.236		● 0415	○ 0643	○ 0401	● 0831	● 0037	● 0664	● 1281		● 0462	
		RPMT 1606M0	.002 ~ .024	.315							● 0923				
-ST Stainless Steel Super Alloy		RPMT 1204M0 - ST	.002 ~ .012	.236					● 0958	● 0230	● 0667	● 1282			
-TR Hardened Steel		RPMT 1204M0 - TR	.002 ~ .022	.236					● 0968						
RPMW Hard Materials		RPMW 1003M0	.002 ~ .016	.197	● 0911		○ 0646	○ 0402	● 0957	● 0204					
		RPMW 1204M0	.002 ~ .024	.236			○ 0648		● 0946	● 0039					

Milling - Face Milling - Inserts

SDCN, SDKN - Face Milling Positive (4 Corners ISO)

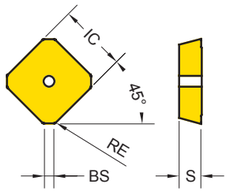

Series	AS	IC	S
SD** 42	15°	.500	.125
SD** 53	15°	.625	.187

EDP 1200.. ●: Stock item ○: Order made item

SDCN SDKN	Designation	RE (in)	Fz (in/tooth)	BS (in)	APMX (in)	H20 P20 YG012	P15 YG712	P25 YG713	P30 K30 YG622	P30 M30 S30 YG612	P30 M30 YG602	P40 M40 S40 YG613	M40 S40 YG614	K10 YG5020	K15 YG501	S40 YG904
SDCN Ground insert	SDCN 42 AESN - M	.039	.002 ~ .008	.080	.236		● 0135									
	SDCN 53 AESN - M	.039	.002 ~ .008	.086	.315		● 0150									
	SDCN 53 AESN - MR	.039	.002 ~ .008	.086	.315		● 0201									
SDKN Hard Materials	SDKN 42 AETN	.020	.002 ~ .012	.073	.236					● 0954	● 0058					
	SDKN 42 AETN - PW	.016	.002 ~ .012	.078	.236						● 0253					
	SDKN 42 AETN - GW	.051	.002 ~ .012	.073	.236					● 0961	● 0251					
	SDKN 42 AESN - GW	.051	.002 ~ .012	.073	.236	● 0762										
	SDKN 53 AETN	.018	.002 ~ .012	.079	.315					● 0846	● 0059					
	SDKN 53 AETN - PW	.016	.002 ~ .012	.077	.315						● 0288					
	SDKN 53 AETN - GW	.051	.002 ~ .012	.081	.315					● 0937	● 0286					

- PW : For Improved Surface Roughness
- GW : Ground Wiper
- M : For Mold & Die
- MR : For Mold & Die Roughing

Refer to Milling Cutter p. 162

Milling - High Feed Milling - Inserts

SDMT / W - High Feed Positive (4 Corners)

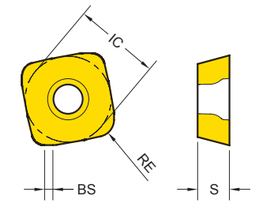

Series	IC	S
SDM* 1204	.500	.185

EDP 1200.. ●: Stock item ○: Order made item

SDMT SDMW	Designation	RE (in)	Fz (in/tooth)	BS (in)	APMX (in)	H20 P20 YG012	P15 YG712	P25 YG713	P30 K30 YG622	P30 M30 S30 YG612	P30 M30 YG602	P40 M40 S40 YG613	M40 S40 YG614	K10 YG5020	K15 YG501	S40 YG904
-ST Stainless Steel Super Alloy	SDMT 120420 - ST	.075	.024 ~ .047	.057	.071					● 0964	● 0274	● 0666				
SDMW Hard Materials	SDMW 120420	.075	.024 ~ .055	.055	.071	● 0737		○ 0634	○ 0341	● 0827	● 0273	● 0691				

Technical Information

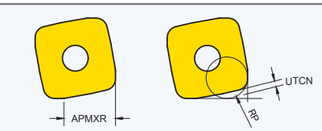

APMXR Radial AP Max	RP Programmed Corner R	UTCN Uncut Thickness
.339	.138	.94

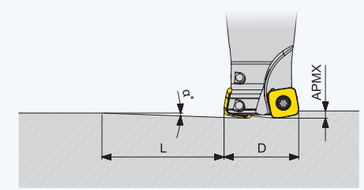

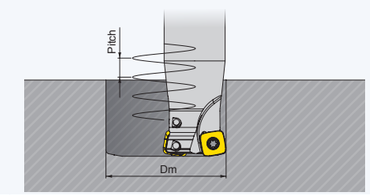

	Linear Ramping Data			
	D	α°	APMX	L (cutting length)
Metric	32	2.1	1.8	49
	33	2.0	1.8	52
	35	1.6	1.8	64
	40	2.7	1.8	38
	50	2.0	1.8	52
	63	1.4	1.8	74
	80	1.0	1.8	103
	100	0.8	1.8	129
	125	0.6	1.8	172
	160	0.4	1.8	258
Inch	1.25	2.4	.071	.067
	1.5	3.1	.071	.052
	2.0	2.0	.071	.080
	2.5	1.4	.071	.114
	3.0	1.1	.071	.145
	4.0	0.8	.071	.200
	5.0	0.6	.071	.266
	6.0	0.5	.071	.320

	Helical Interpolation Data				
	D	Dm (max)	Pitch	Dm (minimum)	Pitch
Metric	32	64	1.8	54	1.8
	33	66	1.8	56	1.8
	35	70	1.8	59	1.8
	40	80	1.8	69	1.8
	50	100	1.8	89	1.8
	63	126	1.8	115	1.8
	80	160	1.8	149	1.8
	100	200	1.8	189	1.8
	125	250	1.8	239	1.8
	160	320	1.8	309	1.8
Inch	1.25	2.5	.071	2.1	.071
	1.5	3	.071	2.6	.071
	2.0	4	.071	3.6	.071
	2.5	5	.071	4.6	.071
	3.0	6	.071	5.6	.071
	4.0	8	.071	7.6	.071
	5.0	10	.071	9.6	.071
	6.0	12	.071	11.6	.071

Milling - Face Milling - Inserts

SEGT - Face Milling Positive (4 Corners)

Refer to Milling Cutter p. 163

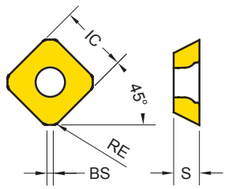

Series	IC	S
SEGT 1204	.502	.193
SEGT 12T3	.528	.159

EDP 1200.. ●: Stock item ○: Order made item

SEGT 1204	Designation	RE (in)	Fz (in/tooth)	BS (in)	APMX (in)	YG012	YG712	YG713	YG622	YG612	YG602	YG613	YG614	YG5020	YG501	YG50
						H20 P20	P15	P25	P30 K30	P30 M30 S30	P30 M30	P40 M40 S40	M40 S40	K10	K15	N15
-AL Aluminium 	SEGT 1204 - AL	.047	.002 ~ .012	.079	.236											● 0467

SEGT 12T3	Designation	RE (in)	Fz (in/tooth)	BS (in)	APMX (in)	YG012	YG712	YG713	YG622	YG612	YG602	YG613	YG614	YG5020	YG501	YG50
-AL Aluminium 	SEGT 12T3 - AL	.047	.002 ~ .012	.076	.236											● 0468

Milling - Face Milling - Inserts

SEKT - Face Milling Positive (4 Corners)

Refer to Milling Cutter p. 163

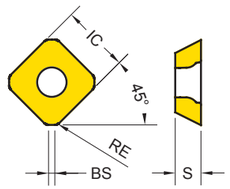

Series	IC	S
SEKT 1204	.500	.193
SEKT 12T3	.528	.157

EDP 1200.. ●: Stock item ○: Order made item

SEKT 1204	Designation	RE (in)	Fz (in/tooth)	BS (in)	APMX (in)	YG012	YG712	YG713	YG622	YG612	YG602	YG613	YG614	YG5020	YG501	YG904
						H20 P20	P15	P25	P30 K30	P30 M30 S30	P30 M30	P40 M40 S40	M40 S40	K10	K15	S40
SEKT 1204 General	SEKT 1204 AFTN	.043	.008 ~ .014	.046	.236				○ 0416	○ 0833	● 0055					
-ST Stainless Steel Super Alloy 	SEKT 1204 - ST	.043	.003 ~ .012	.079	.236					● 0962	● 0257	● 0722				

SEKT 12T3	Designation	RE (in)	Fz (in/tooth)	BS (in)	APMX (in)	YG012	YG712	YG713	YG622	YG612	YG602	YG613	YG614	YG5020	YG501	YG904
SEKT 12T3 General	SEKT 12T3 AGTN	.059	.002 ~ .009	.051	.236					● 0953	● 0056					
-ST Stainless Steel Super Alloy	SEKT 12T3 - ST	.059	.002 ~ .005	.079	.236					● 0963	● 0271	● 0689				

Milling - Face Milling - Inserts

SEMT - Face Milling Positive (4 Corners)

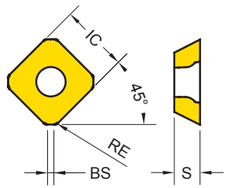

Series	IC	S
SEMT1204	.509	.201
SEMT13T3	.528	.157

EDP 1200.. ●: Stock item ○: Order made item

SEMT	Designation	RE (in)	Fz (in/tooth)	BS (in)	APMX (in)	YG012	YG712	YG713	YG622	YG612	YG602	YG613	YG614	YG5020	YG501	YG904
						H20 P20	P15	P25	P30 K30	P30 M30 S30	P30 M30	P40 M40 S40	M40 S40	K10	K15	S40
SEMT 1204 General 	SEMT 1204 AFTN	.047	.002 ~ .009	.049	.236						● 0052					
SEMT 13T3 General	SEMT 13T3 AGSN	.059	.002 ~ .009	.052	.236						● 0203					

Milling - Face Milling - Inserts

SEKR / N - Face Milling Positive (4 Corners ISO)

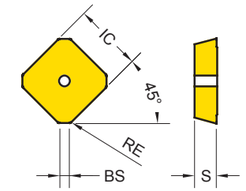

Series	AS	IC	S
SEK* 42	20°	.500	.126

EDP 1200.. ●: Stock item ○: Order made item

SEKR SEKN	Designation	RE (in)	Fz (in/tooth)	BS (in)	APMX (in)	YG012	YG712	YG713	YG622	YG612	YG602	YG613	YG614	YG5020	YG501	YG904
						H20 P20	P15	P25	P30 K30	P30 M30 S30	P30 M30	P40 M40 S40	M40 S40	K10	K15	S40
SEKR General	SEKR 42 AFTN	.016	.002 ~ .009	.055	.236					○ 0832	● 0051					
	SEKR 42 AFTN - PW	.016	.002 ~ .009	.079	.236						● 0296					
SEKN Hard Materials	SEKN 42 AFTN	.016	.002 ~ .012	.055	.236					● 0952	● 0054					
	SEKN 42 AFTN - GW	.016	.002 ~ .013	.079	.236	● 0774					● 0304					
	SEKN 42 AFTN - PW	.016	.002 ~ .013	.079	.236						● 0297					

- PW : For Improved Surface Roughness
- GW : Ground Wiper

Milling - Face Milling - Inserts

SNGX - Face Milling Negative (8 Corners)

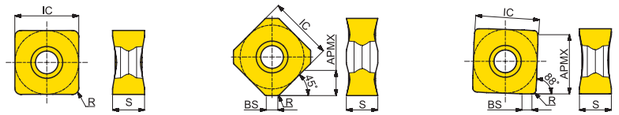

<ANN> <QNN>

Series	KRINS	IC	S
SN** 1206 ANN	45°	.500	.246
SN** 1206 QNN	88°	.500	.246
SN** 1206 ENN	75°	.500	.246
SN** 1206**	-	.500	.246

EDP 1200.. ●: Stock item ○: Order made item

SNGX	Designation	RE (in)	Fz (in/tooth)	BS (in)	APMX (in)	YG012	YG712	YG713	YG622	YG612	YG602	YG613	YG614	YG5020	YG501	YG904
						H20 P20	P15	P25	P30 K30	P30 M30 S30	P30 M30	P40 M40 S40	M40 S40	K10	K15	S40
NEW SNGX General	SNGX 120612 - GN	.047	.002 ~ .014	-	.413	● 1021				● 1023		● 1024				
	SNGX 120620 - GN	.079	.002 ~ .014	-	.394								● 1291			
	SNGX 1206 ANN - GN	.016	.002 ~ .014	.091	.236	● 1079	● 1081			● 1078		● 1080	● 1285	● 1082	● 1083	
	SNGX 1206 QNN - GN	.031	.002 ~ .014	.079	.386	● 1016	● 1121			● 1015		● 1120	● 1288	● 1122	● 1019	

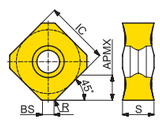

<ANN>

EDP 1200.. ●: Stock item ○: Order made item

SNGX	Designation	RE (in)	Fz (in/tooth)	BS (in)	APMX (in)	YG012	YG712	YG713	YG622	YG612	YG602	YG613	YG614	YG5020	YG501	YG50
						H20 P20	P15	P25	P30 K30	P30 M30 S30	P30 M30	P40 M40 S40	M40 S40	K10	K15	N15
NEW -ST Stainless Steel Super Alloy	SNGX 1206 ANN - ST	.016	.002 ~ .010	.091	.236								● 1286			

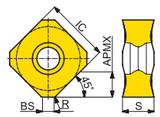

<ANN>

EDP 1200.. ●: Stock item ○: Order made item

SNGX	Designation	RE (in)	Fz (in/tooth)	BS (in)	APMX (in)	YG012	YG712	YG713	YG622	YG612	YG602	YG613	YG614	YG5020	YG501	YG50
						H20 P20	P15	P25	P30 K30	P30 M30 S30	P30 M30	P40 M40 S40	M40 S40	K10	K15	N15
NEW -AL Aluminium 	SNGX 1206 ANN - AL	.016	.002 ~ .014	.091	.236											● 1086

Milling - Face Milling - Inserts

SNMX - Face Milling Negative (8 Corners)

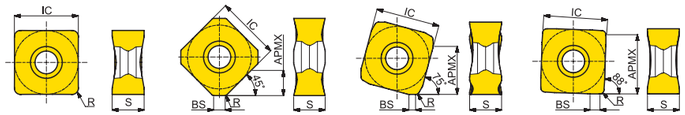

<ANN> <ENN> <QNN>

Series	KRINS	IC	S
SN** 1206 ANN	45°	.500	.246
SN** 1206 QNN	88°	.500	.246
SN** 1206 ENN	75°	.500	.246
SN** 1206**	-	.500	.246

EDP 1200.. ●: Stock item ○: Order made item

SNMX	Designation	RE (in)	Fz (in/tooth)	BS (in)	APMX (in)	YG012	YG712	YG713	YG622	YG612	YG602	YG613	YG614	YG5020	YG501	YG904
						H20 P20	P15	P25	P30 K30	P30 M30 S30	P30 M30	P40 M40 S40	M40 S40	K10	K15	S40
SNMX General 	SNMX 1206 ANN	.031	.002 ~ .009	.067	.236	● 0754		○ 0658		● 0959	● 0231	● 0674		● 0460	● 0461	
	SNMX 1206 QNN	.031	.002 ~ .009	.078	.386	● 0901	● 0732							● 0731	● 0686	
	SNMX 120612 - GN	.047	.002 ~ .014	-	.413	● 1018	● 1139			● 1054		● 1138	● 1290	● 1140	● 1141	
	SNMX 1206 ANN - GN	.016	.002 ~ .014	.091	.236	● 1071	● 1073			● 1070		● 1072	● 1283	● 1074	● 1075	
	SNMX 1206 ENN - GN	.031	.002 ~ .014	.051	.374	● 1093	● 1095			● 1092		● 1094	● 1289	● 1096	● 1097	
	SNMX 1206 QNN - GN	.031	.002 ~ .014	.079	.386	● 1017	● 1113			● 1111		● 1112	● 1287	● 1114	● 1115	
-ST Stainless Steel Super Alloy	SNMX 1206 ANN - ST	.016	.002 ~ .010	.091	.236					● 1076		● 1077	● 1284			
	SNMX 1206 QNN - ST	.031	.002 ~ .010	.079	.386					● 1116		● 1117				

Milling - Face Milling - Inserts

SPCN, SPKN / R - Face Milling Positive (4 Corners ISO)

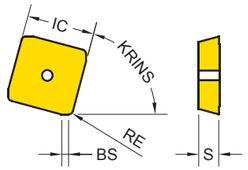

Series	KRINS	AS	IC	S
SP** 42	75°	11°	.500	.125
SP** 53	75°	11°	.625	.187

EDP 1200.. ●: Stock item ○: Order made item

SPCN SPKN SPKR		Designation	RE (in)	Fz (in/tooth)	BS (in)	APMX (in)	H20 P20 YG012	P15 YG712	P25 YG713	P30 K30 YG622	P30 M30 S30 YG612	P30 M30 YG602	P40 M40 YG613	M40 S40 YG614	K10 YG5020	K15 YG501	S40 YG904
SPCN Ground insert		SPCN 42 EDSR - M	.031	.004 ~ .008	.072	.315		● 0081									
		SPCN 42 EDSR - MR	.031	.004 ~ .008	.070	.315		● 0198									
		SPCN 53 EDSR - M	.031	.004 ~ .008	.076	.472		● 0098									
		SPCN 53 EDSR - MR	.031	.004 ~ .008	.073	.472		● 0199									
SPKN Hard Materials		SPKN 42 EDTR	.031	.002 ~ .012	.055	.315	○ 0910				● 0848	● 0048					
		SPKN 42 EDTR - GW	.024	.002 ~ .015	.059	.315					● 0847	● 0280					
		SPKN 42 EDTR - PW	.031	.002 ~ .015	.059	.315						● 0279					
		SPKN 53 EDTR	.031	.002 ~ .009	.051	.472	○ 0900				● 0850	● 0049					
		SPKN 53 EDTR - GW	.031	.002 ~ .015	.087	.472					● 0849	● 0305					
		SPKN 53 EDTR - PW	.031	.002 ~ .015	.084	.472						● 0299					
SPKR General		SPKR 42 EDTR	.031	.002 ~ .009	.055	.315					● 0951	● 0050					
		SPKR 42 EDTR - PW	.031	.002 ~ .004	.061	.315						● 0298					

- PW : For Improved Surface Roughness
- GW : Ground Wiper
- M : For Mold & Die
- MR : For Mold & Die Roughing

Milling - Face Milling - Inserts

SPMT - Universal Positive (4 Corners)

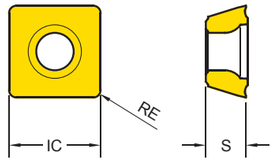

Series	AS	IC	S
SPMT 1204	11°	.500	.189

EDP 1200.. ●: Stock item ○: Order made item

SPMT		Designation	RE (in)	Fz (in/tooth)	BS (in)	APMX (in)	H20 P20 YG012	P15 YG712	P25 YG713	P30 K30 YG622	P30 M30 S30 YG612	P30 M30 YG602	P40 M40 YG613	M40 S40 YG614	K10 YG5020	K15 YG501	S40 YG904
SPMT General		SPMT 120408	.031	.002 ~ .009	-	.394	● 0903				● 0851	● 0223	● 0778				

Milling - Face Milling - Inserts

SPUN - Universal Positive (4 Corners ISO)

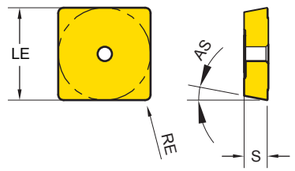

Series	AS	IC	S
SPUN 42	11°	.500	.126

EDP 1200.. ●: Stock item ○: Order made item

SPUN	Designation	RE (in)	Fz (in/tooth)	BS (in)	APMX (in)	H20 P20 YG012	P15 YG712	P25 YG713	P30 K30 YG622	P30 M30 S30 YG612	P30 M30 YG602	P40 M40 YG613	M40 S40 YG614	K10 YG5020	K15 YG501	S40 YG904
SPUN General	SPUN 422	.031	.002 ~ .011								● 0224					

Refer to Milling Cutter p. 164 - 167

Milling - Shoulder Milling - Inserts

TPCT - Shoulder Milling Positive (3 Corners)

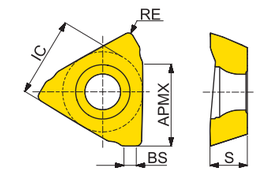

Series	APMX	IC	S
TPCT 0703	.177	.217	.115
TPCT 1104	.276	.297	.169
TPCT 1605	.433	.459	.212

EDP 1200.. ●: Stock item ○: Order made item

TPCT	Designation	RE (in)	Fz (in/tooth)	BS (in)	APMX (in)	H20 P20 YG012	P15 YG712	P25 YG713	P30 K30 YG622	P30 M30 S30 YG612	P30 M30 YG602	P40 M40 YG613	M40 S40 YG614	K10 YG5020	K15 YG501	N15 YG50
NEW -AL Aluminium 	TPCT 070302R - AL	.008	.002 ~ .008	.053	.177											● 1008
	TPCT 070304R - AL	.016	.002 ~ .008	.045	.177											● 1009
	TPCT 070308R - AL	.031	.002 ~ .008	.030	.177											● 1011
	TPCT 110404R - AL	.016	.002 ~ .010	.059	.276											● 0894
	TPCT 110408R - AL	.031	.002 ~ .010	.043	.276											● 0895
	TPCT 160504R - AL	.016	.002 ~ .020	.094	.433											● 0896
	TPCT 160508R - AL	.031	.002 ~ .020	.075	.433											● 0897

Milling - Shoulder Milling - Inserts

TPKT - Shoulder Milling Positive (3 Corners)

Refer to Milling Cutter p. 164 - 167

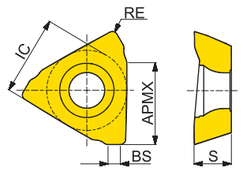

Series	APMX	IC	S
TPKT 0703	.177	.217	.115
TPKT 1104	.276	.297	.169
TPKT 1605	.433	.459	.212

EDP 1200.. ●: Stock item ○: Order made item

TPKT	Designation	RE (in)	Fz (in/tooth)	BS (in)	APMX (in)	YG012	YG712	YG713	YG622	YG612	YG602	YG613	YG614	YG5020	YG501	YG904
						H20 P20	P15	P25	P30 K30	P30 M30 S30	P30 M30	P40 M40 S40	M40 S40	K10	K15	S40
TPKT General 	TPKT 070302R - GN	.008	.002 ~ .008	.039	.177	● 0987	● 0989			● 0986		● 0988	● 1292			
	TPKT 070304R - GN	.016	.002 ~ .008	.035	.177	● 0991	● 0993			● 0990		● 0992	● 1293	● 0994	● 0995	● 1196
	TPKT 070308R - GN	.031	.002 ~ .008	.020	.177	● 0997	● 0999			● 0996		● 0998	● 1295	● 1000	● 1001	
	TPKT 110404R - GN	.016	.002 ~ .009	.063	.276	● 0802	● 0807			● 0801			● 1296	● 0808	● 0928	
	TPKT 110408R - GN	.031	.002 ~ .009	.045	.276	● 0804	● 0811			● 0803			● 1297	● 0812	● 0929	● 1194
	TPKT 110412R - GN	.047	.002 ~ .009	.031	.276	● 1206	● 1207			● 1205			● 1299	● 1209	● 1208	
	TPKT 110416R - GN	.063	.002 ~ .009	.024	.256	● 0806	● 0815			● 0805			● 1300	● 0816	● 0930	
	TPKT 110420R - GN	.079	.002 ~ .009	.005	.256	● 1213	● 1214			● 1212			● 1301	● 1216	● 1215	
	TPKT 160504R - GN	.016	.002 ~ .011	.087	.433	● 0888	● 0889			● 0887			● 1302	● 0890	● 0931	
	TPKT 160508R - GN	.031	.002 ~ .011	.070	.433	● 0781	● 0779			● 0718			● 1303	● 0780	● 0932	● 1195
	TPKT 160512R - GN	.047	.002 ~ .011	.050	.433	● 1218	● 1219			● 1217			● 1305	● 1221	● 1220	
	TPKT 160516R - GN	.063	.002 ~ .011	.047	.433	● 0785	● 0786			● 0784			● 1306	● 0787	● 0933	
	TPKT 160520R - GN	.079	.002 ~ .011	.031	.433	● 1225	● 1226			● 1224			● 1307	● 1228	● 1227	
	TPKT 160524R - GN	.094	.002 ~ .011	.028	.433	● 0789	● 0790			● 0788			● 1308	● 0791	● 0934	
-ST Stainless Steel Super Alloy 	TPKT 070302R - ST	.008	.002 ~ .005	.039	.177					● 1002		● 1003				
	TPKT 070304R - ST	.016	.002 ~ .005	.035	.177					● 1004		● 1005	● 1294			
	TPKT 070308R - ST	.031	.002 ~ .005	.020	.177					● 1006		● 1007				
	TPKT 110404R - ST	.016	.002 ~ .006	.063	.276					● 0809		● 0810				
	TPKT 110408R - ST	.031	.002 ~ .006	.045	.276					● 0813		● 0814	● 1298			
	TPKT 110412R - ST	.047	.002 ~ .006	.031	.276					● 1210		● 1211				
	TPKT 160504R - ST	.016	.002 ~ .006	.087	.433					● 0891		● 0892				
	TPKT 160508R - ST	.031	.002 ~ .006	.070	.433					● 0758		● 0759	● 1304			
	TPKT 160512R - ST	.047	.002 ~ .006	.051	.433					● 1222		● 1223				

Milling - Shoulder Milling - Inserts

TPCN / TPKN / TPKR - Shoulder Milling Positive (3 Corners ISO)

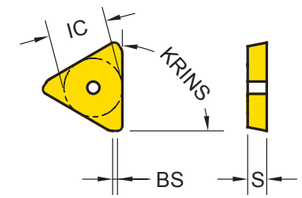

Series	KRINS	IC	S
TP** 32	90	.375	.125
TP** 43	90	.500	.187

EDP 1200.. ●: Stock item ○: Order made item

TPCN TPKN TPKR	Designation	RE (in)	Fz (in/tooth)	BS (in)	APMX (in)	YG012	YG712	YG713	YG622	YG612	YG602	YG613	YG614	YG5020	YG501	YG904
						H20 P20	P15	P25	P30 K30	P30 M30 S30	P30 M30	P40 M40 S40	M40 S40	K10	K15	S40
TPCN Ground insert	TPCN 43 PDSR - M		.002 ~ .008	.069	.709		● 0180									
	TPCN 43 PDSR - MR		.002 ~ .008	.069	.709		● 0202									
TPKN Hard Materials	TPKN 32 PDTR		.002 ~ .008	.047	.472					● 0956	● 0062	● 1012				
	TPKN 32 PDTR - GW		.002 ~ .006	.063	.472						● 0306					
	TPKN 32 PDTR - PW		.002 ~ .012	.047	.472						● 0302					
	TPKN 43 PDTR		.002 ~ .009	.067	.709	● 0902				● 0852	● 0063					
	TPKN 43 PDTR - GW		.002 ~ .018	.098	.709						● 0307					
	TPKN 43 PDTR - PW		.002 ~ .011	.067	.709						● 0303					
TPKR General	TPKR 32 PDTR		.006 ~ .011	.047	.472					● 0955	● 0060	● 0690				
	TPKR 32 PDTR - PW		.004 ~ .008	.047	.472						● 0300					
	TPKR 43 PDTR		.007 ~ .014	.067	.709					● 0853	● 0061	● 0715				
	TPKR 43 PDTR - PW		.007 ~ .014	.067	.709						● 0301					

- PW : For Improved Surface Roughness
- GW : Ground Wiper
- M : For Mold & Die
- MR : For Mold & Die Roughing

Milling - Shoulder Milling - Inserts

TPUN - Universal Positive (3 Corners ISO)

Series	IC	S
TPUN 32	.375	.125

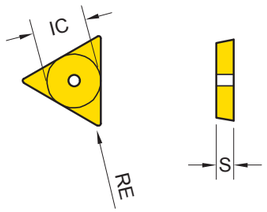

EDP 1200.. ●: Stock item ○: Order made item

TPUN	Designation	RE (in)	Fz (in/tooth)	BS (in)	APMX (in)	YG012	YG712	YG713	YG622	YG612	YG602	YG613	YG614	YG5020	YG501	YG904
						H20 P20	P15	P25	P30 K30	P30 M30 S30	P30 M30	P40 M40 S40	M40 S40	K10	K15	S40
TPUN	TPUN 322	.031	.003 ~ .006								● 0064					

Refer to Milling Cutter p. 168 - 169

Milling - Shoulder Milling - Inserts

WNEX - Shoulder Milling Negative (6 Corners)

Series	IC	S
WNE* 0403	.276	.142
WNE* 0806	.508	.246

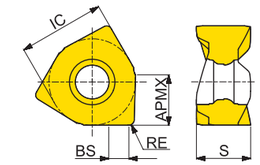

EDP 1200.. ●: Stock item ○: Order made item

WNEX	Designation	RE (in)	Fz (in/tooth)	BS (in)	APMX (in)	YG012	YG712	YG713	YG622	YG612	YG602	YG613	YG614	YG5020	YG501	YG904
						H20 P20	P15	P25	P30 K30	P30 M30 S30	P30 M30	P40 M40 S40	M40 S40	K10	K15	S40
WNEX General 	WNEX 040304R -GN	.016	.002 ~ .009	.079	.157	● 1029	● 1031			● 1028		● 1030	● 1309	● 1032	● 1033	
	WNEX 040308R -GN	.031	.002 ~ .009	.065	.157	● 1037	● 1039			● 1036		● 1038	● 1310	● 1040	● 1041	
	WNEX 040312R -GN	.047	.002 ~ .009	.051	.157	● 1045	● 1047			● 1044		● 1046	● 1311	● 1048	● 1049	
	WNEX 080604R -GN	.016	.002 ~ .010	.126	.276	● 0856	● 0857			● 0855			● 1312	● 0858	● 0924	
	WNEX 080608R -GN	.031	.002 ~ .010	.110	.276	● 0859	● 0792			● 0854		● 0793	● 1313	● 0794	● 0795	
	WNEX 080612R -GN	.047	.002 ~ .010	.094	.276	● 0877	● 0878			● 0885			● 1315	● 0879	● 0925	
	WNEX 080616R -GN	.063	.002 ~0.010	.079	.276	● 0861	● 0862			● 0860			● 1316	● 0863	● 0926	
	WNEX 080620R -GN	079	.002 ~ .010	.063	.276	● 0882	● 0883			● 0886			● 1317	● 0884	● 0927	
-ST Stainless Steel Super Alloy	WNEX 040304R -ST	.016	.002 ~ .006	.079	.157					● 1034		● 1035				
	WNEX 040308R -ST	.031	.002 ~ .006	.065	.157					● 1042		● 1043				
	WNEX 040312R -ST	.047	.002 ~ .006	.051	.157					● 1050		● 1051				
	WNEX 080604R - ST	.016	.002 ~ .007	.142	.276					● 0864		● 0865				
	WNEX 080608R - ST	.031	.002 ~ .007	.130	.276					● 0866		● 0867	● 1314			
	WNEX 080612R - ST	.047	.002 ~ .007	.110	.276					● 0875		● 0876				
	WNEX 080616R - ST	.063	.002 ~ .007	.094	.276					● 0868		● 0869				
	WNEX 080620R - ST	.079	.002 ~ .007	.079	.276					● 0880		● 0881				

WNEX	Designation	RE (in)	Fz (in/tooth)	BS (in)	APMX (in)	YG012	YG712	YG713	YG622	YG612	YG602	YG613	YG614	YG5020	YG501	YG50
						H20 P20	P15	P25	P30 K30	P30 M30 S30	P30 M30	P40 M40 S40	M40 S40	K10	K15	N15
NEW -AL Aluminium 	WNEX 080604R -AL	.016	.002 ~ .016	.157	.276											● 1025
	WNEX 080608R -AL	.031	.002 ~ .016	.134	.276											● 1026

Milling Cutters Overview

Face Milling

Positive Octagonal		10 Corner Negative	
Cutter	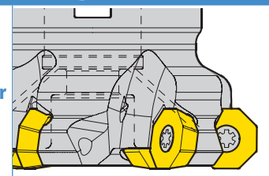 ODMT/ODMW 0605	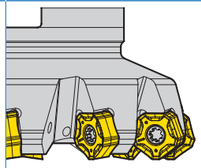 PNMU 1206	
APMX	.157	.157	
DC	Ø2.5~5.0	Ø2.0 ~ 6.0	
page	p. 159	p. 160	

4 Corner Positive		
Cutter	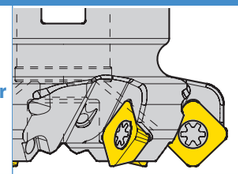 SEKT 1204	SEGT 1204
APMX	.236	.236
DC	Ø1.5 ~ 6	Ø1.5 ~ 6
page	p. 163	

Shoulder Milling



2 Corner Positive			4 Corner Negative	
Cutter	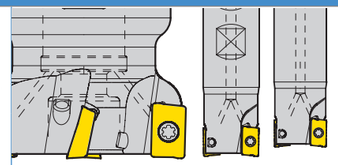 APKT 1003	APKT 1604	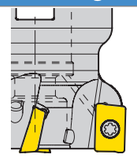 NEW LNHU/LNKU 1306	
APMX	.350	.630	.433	
DC	Ø.625~2.0	Ø1.0~4.0	Ø2.0~10.0	
page	p. 154		p. 158	

3 Corner Positive				6 Corner Negative		
Cutter	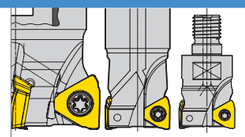 NEW TPKT 0703	TPKT 1104	TPKT 1605	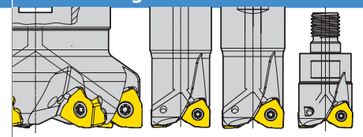 NEW WNEX 0403	WNEX 0806	
APMX	.177	.276	.433	.157	.276	
DC	Ø.50~2.0	Ø1.25~5.0	Ø1.25~6.0	Ø.75~3.0	Ø1.25~5.0	
page	p. 164 - 167			p. 168	p. 169	

Milling Cutters Overview

Profiling



Round Positive			
Cutter	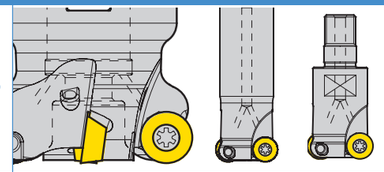 0802	RDKT / RDKW 10T3	1204
APMX	.157	.197	.236
DCX	Ø.75~1.0	Ø1.0~2.0	Ø1.0~2.5
page	p. 161		

High Feed Milling



4 Corner Negative					4 Corner Positive
Cutter	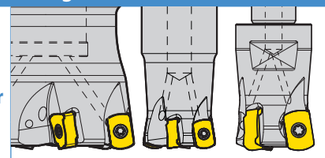 NEW ENMX 0402	ENMX 0604	ENMX 0905		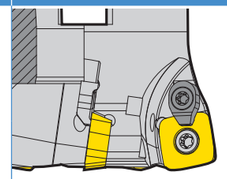 SDMT/ SDMW 1204
APMX	.020	.035	.040	.059	.059
DCX	Ø.375~1.375	Ø.625	Ø.625~1.5	Ø1.0~6.0	Ø1.25~6.0
page	p. 155 - 157				p. 162

Mounting Bolt

DCON	Descritpion	EDP
Ø0.5" (Ø12.7)	YHBU250-L25.4	18000244
Ø0.75" (Ø19.05)	YHBU375-L25.4	18000245
Ø0.75" (Ø19.05) HF	YHBU375-L31.75	18000246
Ø1.0" (Ø25.4)	YHBU500-L38.1	18000247
Ø1.25" (Ø31.75)	YMBU625-L52	18000248
Ø1.5" (Ø38.1)	YMBU750-L60	18000249
Ø2.0" (Ø50.8)	YMBU1000-L70	18000250

Milling - Shoulder Milling - Cutter

Cutters for APKT

Entry Angle : 90˚
2 Corner Positive

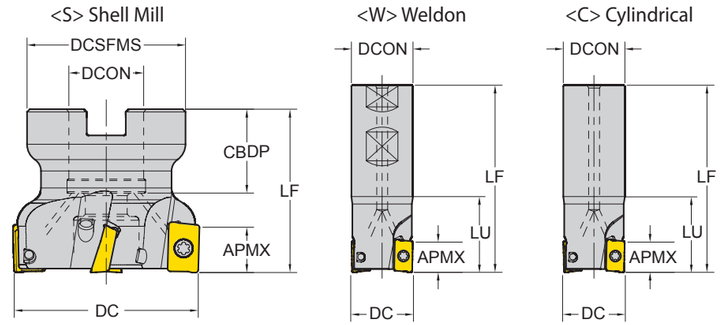

ZEFP : Effective Number of Cutting Edges
CICT : Number of Inserts
CBDP : Connection Bore Depth

: p. 123 Unit : inch

Series	APMX	Designation	EDP 1700..	DC	CICT	LH	LF	TYPE	DCON	CBDP	DCSFMS	PCD1	PCD2	
APKT 1003	.35	E90 - APKT10 - D100Z4C075 - L350I	0149	1.000	4	1.250	3.500	Cylindrical	.750	-	-	-	-	●
		E90 - APKT10 - D0625Z2W0625 - L325I	0144	.625	2	1.340	3.250	Weldon	.625	-	-	-	-	●
		E90 - APKT10 - D075Z3W075 - L320I	0146	.750	3	1.170	3.200		.750	-	-	-	-	●
		E90 - APKT10 - D100Z4W100 - L350I	0148	1.000	4	-	3.500		.100	-	-	-	-	●
		F90 - APKT10 - D150Z4S075I	0150	1.500	4	-	1.575	Shellmill	.750	.750	1.340	-	-	●
		F90 - APKT10 - D200Z7S075I	0151	2.000	7	-	1.750		.750	.750	1.750	-	-	●
APKT 1604	.63	E90 - APKT16 - D100Z2C0875 - L378I	0089	1.000	2	1.220	3.780	Cylindrical	.875	-	-	-	-	●
		E90 - APKT16 - D125Z3C100 - L428I	0090	1.250	3	1.500	4.280		.100	-	-	-	-	●
		E90 - APKT16 - D100Z2W100 - L400I	0158	1.000	2	1.720	4.000	Weldon	.100	-	-	-	-	●
		E90 - APKT16 - D100Z2W100 - L1000I	0208	1.000	2	1.500	10.000		.100	-	-	-	-	●
		E90 - APKT16 - D125Z3W100 - L400I	0159	1.250	3	1.720	4.000		.100	-	-	-	-	●
		E90 - APKT16 - D125Z3W125 - L1000I	0205	1.250	3	1.500	10.000		1.250	-	-	-	-	●
		E90 - APKT16 - D125Z4W125 - L1000I	0206	1.250	4	1.500	10.000		1.250	-	-	-	-	●
		F90 - APKT16 - D200Z5S075I	0160	2.000	5	-	1.750	Shellmill	.750	.750	1.750	-	-	●
		F90 - APKT16 - D250Z6S075I	0161	2.500	6	-	1.750		.750	.750	1.750	-	-	●
		F90 - APKT16 - D300Z7S100I	0162	3.000	7	-	2.000		1.000	.945	2.190	-	-	●
		F90 - APKT16 - D400Z8S150I	0207	4.000	8	-	2.500		1.500	1.570	3.500	-	-	●

* Clamping Torque (Nm) 1.2Nm

APKT10	Screw (Cutter D16~D20)	Screw (Cutter D20~)	Wrench
Description	TP072505	TP072506	TPWFTP07
EDP	18000016	18000013	18000001

* Clamping Torque (Nm) 3.0Nm

APKT16	Screw	Wrench
Description	TP154008	TPWFTP15
EDP	18000006	18000003

Milling - High Feed Milling - Cutter

Cutters for ENMX

Entry Angle : 10˚
4 Corner Negative

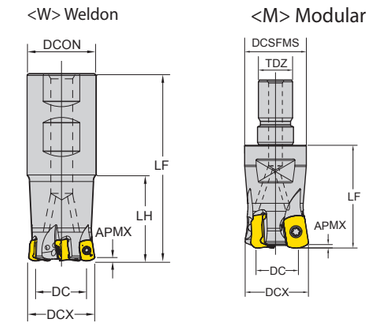

ZEFP : Effective Number of Cutting Edges
CBDP : Connection Bore Depth

: p. 125 Unit : inch

Series	APMX	Designation	EDP 1700..	DC	DCX	CICT	LF	TYPE	DCON	LH	CBDP	DCSFMS	
NEW ENMX 0402	.02	EHF-EN04-D0375Z1W0500-L400I	1304D	.185	.375	1	4.000	Weldon	.020	1.500	-	-	●
		EHF-EN04-D0500Z3W0625-L450I	1305D	.310	.500	3	4.500		.025	1.500	-	-	●
		EHF-EN04-D0625Z4W0625-L600I	1306D	.435	.625	4	6.000		.025	1.000	-	-	●
		EHF-EN04-D075Z4W075-L750I	1307D	.560	.750	4	7.500		.030	1.000	-	-	●
		EHF-EN04-D100Z6W100-L800I	1308D	.810	1.000	6	8.000		.039	1.000	-	-	●
		EHF-EN04-D125Z8W125-L800I	1309D	1.060	1.250	8	8.000		.049	1.000	-	-	●
		MHF-EN04-D0375Z1M06I	1310D	.185	.375	1	.670	Modular	M06	-	-	.360	●
		MHF-EN04-D0455Z1M06I	1311D	.265	.455	1	.670		M06	-	-	.374	●
		MHF-EN04-D0500Z3M06I	1312D	.310	.500	3	.670		M06	-	-	.374	●
		MHF-EN04-D0580Z3M06I	1313D	.390	.580	3	.670		M06	-	-	.374	●
		MHF-EN04-D0625Z4M08I	1314D	.435	.625	4	.980		M08	-	-	.512	●
		MHF-EN04-D0705Z4M08I	1315D	.515	.705	4	.980		M08	-	-	.512	●
		MHF-EN04-D075Z4M10I	1316D	.560	.750	4	1.180		M10	-	-	.709	●
		MHF-EN04-D073Z4M10I	1317D	.540	.730	4	1.180		M10	-	-	.709	●
		MHF-EN04-D100Z6M12I	1318D	.810	1.000	6	1.370		M12	-	-	.827	●
		MHF-EN04-D1125Z6M12I	1319D	.935	1.125	6	1.370		M12	-	-	.827	●
		MHF-EN04-D125Z8M16I	1387D	1.060	1.250	8	1.570		M16	-	-	1.142	●
		MHF-EN04-D1375Z8M16I	1388D	1.185	1.375	8	1.570		M16	-	-	1.142	●

* Clamping Torque (Nm) 0.5Nm

ENMX04	Screw	Wrench	Handle	BIT
Description	TP061804-GS	TPWBTP06	DH-H4	DB-TP06
EDP	18000272	18000277	18000189	18000274

Milling - High Feed Milling - Cutter

Cutters for ENMX

Entry Angle : 10˚
4 Corner Negative

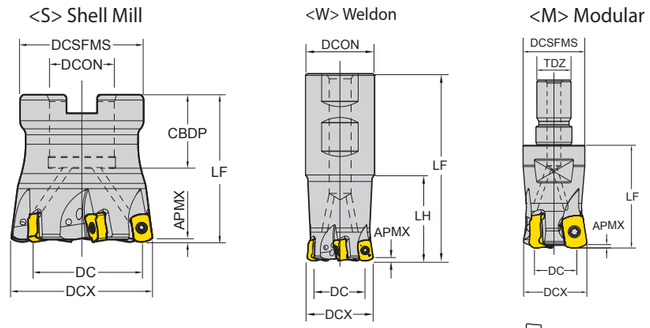

ZEFP : Effective Number of Cutting Edges
CBDP : Connection Bore Depth

: p. 125 Unit : inch

Series	APMX	Designation	EDP 1700..	DC	DCX	CICT	LF	TYPE	DCON	LH	CBDP	DCSFMS	
ENMX 0604	.035	EHF - ENMX06 - D0625Z2W0625 - L500I	0759	.349	.625	2	5.000	Weldon	.625	1.250	-	-	●
		EHF - ENMX06 - D075Z3W075 - L500I	0669	.459	.750	3	5.000		.750	2.000	-	-	●
		EHF - ENMX06 - D100Z4W100 - L550I	0670	.709	1.000	4	5.500		1.000	2.500	-	-	●
		EHF - ENMX06 - D125Z5W125 - L600I	0671	.959	1.250	5	6.000		1.250	3.000	-	-	●
	.04	FHF - ENMX06 - D150Z6S050I	0672	1.209	1.500	6	1.575	Shellmill	.500	-	.750	1.340	●
		FHF - ENMX06 - D200Z6S075I	0673	1.709	2.000	6	1.969		.750	-	.750	1.570	●
		FHF - ENMX06 - D300Z10S100I	0760	2.709	3.000	10	2.480		1.000	-	1.049	2.835	●
		MHF - ENMX06 - D0625Z2M08I	0761	.349	.625	2	1.000	Modular	M08	1.000	-	.512	●
		MHF - ENMX06 - D0705Z2M08I	0762	.429	.705	2	1.000		M08	1.000	-	.512	●
		MHF - ENMX06 - D075Z3M10I	0763	.459	.750	3	1.250		M10	1.250	-	.709	●
		MHF - ENMX06 - D083Z3M10I	0764	.539	.830	3	1.250		M10	1.250	-	.709	●
		MHF - ENMX06 - D100Z4M12I	0765	.709	1.000	4	1.500		M12	1.500	-	.827	●
		MHF - ENMX06 - D1125Z4M12I	0766	.834	1.125	4	1.500		M12	1.500	-	.827	●
		MHF - ENMX06 - D125Z5M16I	0767	.959	1.250	5	1.750		M16	1.750	-	1.142	●
		MHF - ENMX06 - D1375Z5M16I	0768	1.084	1.375	5	1.750		M16	1.750	-	1.142	●
		MHF - ENMX06 - D150Z6M16I	0769	1.209	1.500	6	1.750		M16	1.750	-	1.142	●

* Clamping Torque (Nm) 1.2Nm

ENMX06	Screw	Wrench	Handle	BIT
Description	TP082507 - GS	TPWBTP08	DH - H4	DB - TP08
EDP	18000206	18000218	18000189	18000190

Milling - High Feed Milling - Cutter

Cutters for ENMX

Entry Angle : 10˚
4 Corner Negative

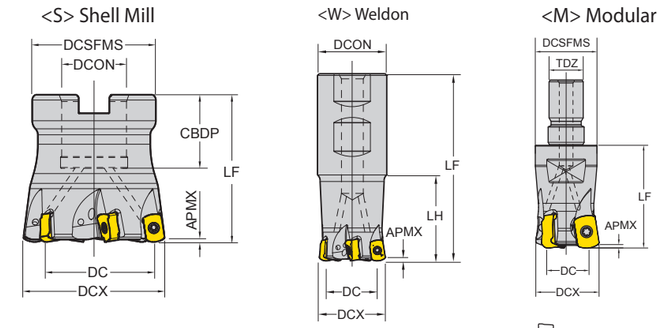

ZEFP : Effective Number of Cutting Edges
CBDP : Connection Bore Depth

: p. 125 Unit : inch

Series	APMX	Designation	EDP 1700..	DC	DCX	CICT	LF	TYPE	DCON	LH	CBDP	DCSFMS	
ENMX 0905	.059	EHF - ENMX09 - D100Z2W100 - L550I	0777	.606	1.000	2	5.500	Weldon	1.000	2.500	-	-	●
		EHF - ENMX09 - D125Z3W125 - L600I	0778	.856	1.250	3	6.000		1.250	3.000	-	-	●
		EHF - ENMX09 - D150Z4W125 - L600I	0779	1.106	1.500	4	6.000		1.250	1.500	-	-	●
		FHF - ENMX09 - D200Z5S075I	0780	1.606	2.000	5	1.969	Shellmill	.750	-	.750	1.750	●
		FHF - ENMX09 - D250Z6S075I	0781	2.106	2.500	6	1.969		.750	-	.750	2.204	●
		FHF - ENMX09 - D300Z8S100I	0782	2.606	3.000	8	2.480		1.000	-	1.049	2.204	●
		FHF - ENMX09 - D400Z10S125I	0783	3.606	4.000	10	2.480		1.250	-	1.260	3.000	●
		FHF - ENMX09 - D500Z12S150I	0882	4.606	5.000	12	2.460		1.500	-	1.381	3.811	●
		FHF - ENMX09 - D600Z14S200I	0784	5.606	6.000	14	2.480		2.000	-	1.496	4.700	●
		MHF - ENMX09 - D100Z2M12I	0852	.606	1.000	2	1.500	Modular	M12	-	-	.827	●
		MHF - ENMX09 - D1125Z2M12I	0853	.731	1.125	2	1.500		M12	-	-	.827	●
		MHF - ENMX09 - D125Z3M16I	0854	.856	1.250	3	1.750		M16	-	-	1.142	●
		MHF - ENMX09 - D1375Z3M16I	0855	.981	1.375	3	1.750		M16	-	-	1.142	●
		MHF - ENMX09 - D150Z4M16I	0856	1.106	1.500	4	1.750		M16	-	-	1.142	●

* Clamping Torque (Nm) 2.0Nm

ENMX09	Screw	Wrench	Handle	BIT
Description	TP093510 - GS	TPWBTP09	DH - H4	DB - TP09
EDP	18000214	18000216	18000189	18000209

Milling - Shoulder Milling - Cutter

Cutters for LNHU, LNKU

Entry Angle : 90˚
4 Corner Negative

<S> Shell Mill

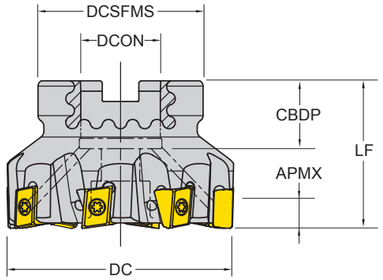

ZEFP : Effective Number of Cutting Edges
CBDP : Connection Bore Depth

: p. 127 Unit : inch

Series	APMX	Designation	EDP 1700..	DC	CICT	LF	TYPE	DCON	LH	CBDP	DCSFMS	
NEW LNHU LNKU 1306	.433	F90 - LNHU13R - D200Z4S075I	0891	2.000	4	1.575	Shellmill	.750	-	.748	1.750	●
		F90 - LNHU13R - D200Z5S075I	0892	2.000	5	1.575		.750	-	.748	1.750	●
		F90 - LNHU13R - D250Z7S075I	0893	2.500	7	1.969		.750	-	.748	1.750	●
		F90 - LNHU13R - D300Z6S100I	0894	3.000	6	1.969		1.000	-	.945	2.190	●
		F90 - LNHU13R - D300Z8S100I	0895	3.000	8	1.969		1.000	-	.945	2.190	●
		F90 - LNHU13R - D400Z8S125I	0896	4.000	8	1.969		1.250	-	1.260	2.880	●
		F90 - LNHU13R - D400Z12S125I	0897	4.000	12	1.969		1.250	-	1.260	2.880	●
		F90 - LNHU13R - D500Z10S150I	0898	5.000	10	2.480		1.500	-	1.417	3.810	●
		F90 - LNHU13R - D600Z12S200I	0899	6.000	12	2.480		2.000	-	1.496	4.882	●
		F90 - LNHU13R - D600Z18S200I	0900	6.000	18	2.480		2.000	-	1.496	4.882	●
		F90 - LNHU13R - D800Z16S250I - WOC	0901	8.000	16	2.480		2.500	-	1.378	6.890	X
		F90 - LNHU13R - D1000Z20S250I - WOC	0902	10.000	20	2.480		2.500	-	1.378	8.660	X

* * Clamping Torque (Nm) 3.0Nm

LNKU13	Screw	Wrench	Handle	BIT
Description	TP150412 - GS	TPWBTP15	DH - H6	DB - TP15
EDP	18000225	18000217	18000210	18000208

Milling - Face Milling - Cutter

Cutters for ODMT, ODMW

Entry Angle : 45˚
8 Corner Positive

<S> Shell Mill

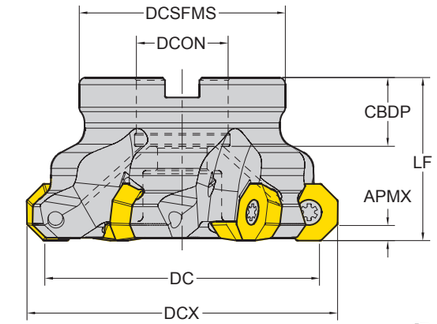

ZEFP : Effective Number of Cutting Edges
CICT : Number of Inserts
CBDP : Connection Bore Depth

: p. 128 Unit : inch

Series	APMX	Designation	EDP 1700..	DC	DCX	CICT	LF	TYPE	DCON	CBDP	DCSFMS	PCD1	PCD2	
ODMT ODMW 0605	.157	F43 - ODMT06 - D250Z5S075I	0040	2.500	2.880	5	1.575	Shellmill	.750	.790	2.000	-	-	●
		F43 - ODMT06 - D300Z6S100I	0041	3.000	3.550	6	1.750		1.000	.944	2.500	-	-	●
		F43 - ODMT06 - D400Z7S125I	0042	4.000	4.340	7	2.000		1.250	.980	3.000	-	-	●
		F43 - ODMT06 - D500Z8S150I	0043	5.000	5.320	8	2.380		1.500	1.378	3.650	-	-	●

* Clamping Torque (Nm) 5.3Nm

ODMT06	Screw	Wrench
Description	TP205013	TPWFTP20
EDP	18000007	18000004

Milling - Face Milling - Cutter

Cutters for PNMU

Entry Angle: 36˚
10 Corner Negative

<S> Shell Mill

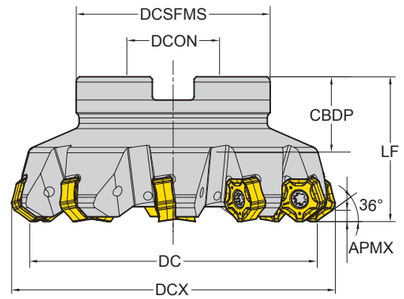

ZEFP : Effective Number of Cutting Edges
CICT : Number of Inserts
CBDP : Connection Bore Depth

: p. 131

Unit : inch

Series	APMX	Designation	EDP 1700..	DC	DCX	CICT	LF	TYPE	DCON	CBDP	DCSFMS	PCD1	PCD2	
PNMU 1206	.157	F36 - PNMU12 - D200Z4S075I	0468	2.000	2.530	4	1.575	Shell Mill	.750	.750	1.750	-	-	●
		F36 - PNMU12 - D250Z5S075I	0788	2.500	3.030	5	1.575		.750	.750	2.000	-	-	●
		F36 - PNMU12 - D300Z8S100I	0469	3.000	3.530	8	2.000		1.000	1.049	2.500	-	-	●
		F36 - PNMU12 - D400Z10S125I	0470	4.000	4.530	10	2.000		1.250	1.269	3.000	-	-	●
		F36 - PNMU12 - D500Z12S150I	0881	5.000	5.530	12	2.480		1.500	1.390	3.810	-	-	●
		F36 - PNMU12 - D600Z14S200I	0863	6.000	6.530	14	2.480		2.000	1.500	4.700	-	-	●

* Clamping Torque (Nm) 3.0Nm

PNMU12	Screw	Wrench	Handle	BIT
Description	TP154008	TPWBTP15	DH - H4	DB - TP15
EDP	18000006	18000217	18000189	18000208

Milling - Profiling - Cutter

Cutters for RDKT, RDKW

Round Positive

<S> Shell Mill <C> Cylindrical <M> Modular

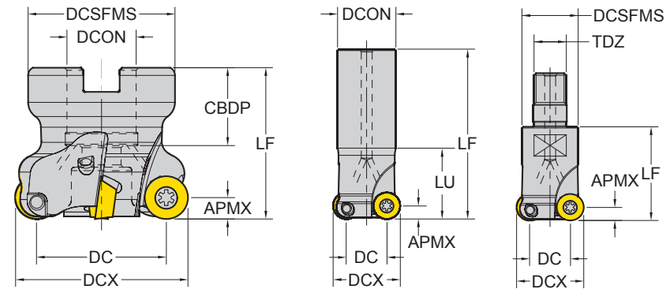

ZEFP : Effective Number of Cutting Edges
CBDP : Connection Bore Depth

: p. 132

Unit : inch

Series	APMX	Designation	EDP 1700..	DC	DCX	CICT	LU	LF	TYPE	DCON	CBDP	DCSFMS	
RDKT, RDKW 0802	.157	E - RDKT08 - D075Z2C075 - L700I	0044	.435	.750	2	1.500	7.000	Cylindrical	.750	-	-	●
		E - RDKT08 - D100Z3C075 - L700I	0045	.685	1.000	3	1.500	7.000		.750	-	-	●
		M - RDKT08 - D075Z2M10I	0046	.435	.750	2	-	1.250	Modular	M10	-	-	●
		M - RDKT08 - D100Z3M12I	0047	.685	1.000	3	-	1.500		M12	-	-	●
RDKT, RDKW 10T3	.197	E - RDKT10 - D100Z2C100 - L700I	0048	.606	1.000	2	1.500	7.000	Cyindrical	1.000	-	-	●
		F - RDKT10 - D150Z5S050I	0050	1.106	1.500	5	-	1.575	Shellmill	.500	.630	1.250	●
		F - RDKT10 - D200Z6S075I	0051	1.606	2.000	6	-	1.750		.750	.750	1.575	●
		M - RDKT10 - D100Z3M12I	0049	.606	1.000	3	-	1.500	Modular	M12	-	.827	●
RDKT, RDKW 1204	.236	E - RDKT12 - D100Z2C100 - L700I	0052	.528	1.000	2	1.500	7.000	Cyindrical	1.000	-	-	●
		E - RDKT12 - D125Z2C125 - L800I	0053	.778	1.250	2	1.500	8.000		1.250	-	-	●
		E - RDKT12 - D125Z3C125 - L600I	0054	.778	1.250	3	1.500	6.000		1.250	-	-	●
		F - RDKT12 - D150Z4S050I	0057	1.027	1.500	4	-	1.575	Shellmill	.500	.630	1.250	X
		F - RDKT12 - D200Z5S075I	0058	1.527	2.000	5	-	1.750		.750	.750	1.575	X
		F - RDKT12 - D250Z6S075I	0059	2.027	2.500	6	-	1.750		.750	.790	1.750	X
		M - RDKT12 - D100Z2M12I	0055	.527	1.000	2	-	1.500	Modular	M12	-	.827	●
		M - RDKT12 - D125Z3M16I	0056	.777	1.250	3	-	1.750		M16	-	1.142	●

* Clamping Torque (Nm) 1.2Nm

RDKT08	Screw	Wrench
Description	TP082505	TPWFTP08
EDP	18000008	18000002

* Clamping Torque (Nm) 3.0Nm

RDKT10	Screw	Wrench
Description	TP154008RD	TPWFTP15
EDP	18000017	18000003

* Clamping Torque (Nm) 3.0Nm

RDKT12	Screw	Wrench	Wedge Clamp
Description	TP154009	TPWFTP15	MTCA - 130813P
EDP	18000010	18000003	18000037

Milling - High Feed Milling - Cutter

Cutters for SDMT, SDMW

Entry Angle : 10˚
4 Corner Positive

<S> Shell Mill

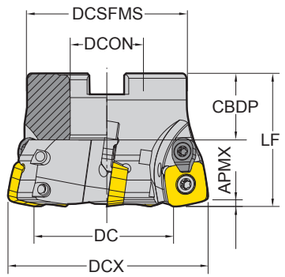

<C> Cylindrical

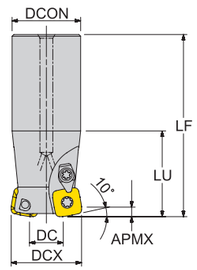

ZEFP : Effective Number of Cutting Edges
CBDP : Connection Bore Depth

: p. 137

Unit :inch

Series	APMX	Designation	EDP 1700..	DC	DCX	CICT	LU	LF	TYPE	DCON	CBDP	DCSFMS	
SDMT SDMW 1204	.059	EHF - SDMW12 - D125Z2C125 - L800I	0386	.559	1.250	2	3.500	8.000	Cylindrical	1.250	-	-	●
		EHF - SDMW12 - D150Z3C150 - L800I	0387	.807	1.500	3	3.500	8.000		1.500	-	-	●
		FHF - SDMW12 - D200Z5S075I	0388	1.307	2.000	5	-	2.000	Shellmill	.750	.789	1.750	●
		FHF - SDMW12 - D250Z5S100I	0389	1.807	2.500	5	-	2.000		1.000	.945	2.130	●
		FHF - SDMW12 - D300Z5S100I	0436	2.307	3.000	5	-	2.000		1.000	.945	2.130	●
		FHF - SDMW12 - D300Z6S100I	0390	2.307	3.000	6	-	2.000		1.000	.945	1.750	●
		FHF - SDMW12 - D300Z6S125I	0391	2.307	3.000	6	-	2.000		1.250	.945	2.130	●
		FHF - SDMW12 - D300Z7S100I	0437	2.307	3.000	7	-	2.000		1.000	.945	2.130	●
		FHF - SDMW12 - D400Z7S150I	0438	3.307	4.000	7	-	2.550		1.500	1.181	3.810	●
		FHF - SDMW12 - D400Z8S150I	0392	3.307	4.000	8	-	2.550		1.500	1.181	3.810	●
		FHF - SDMW12 - D400Z9S150I	0439	3.307	4.000	9	-	2.550		1.500	1.181	3.810	●
		FHF - SDMW12 - D500Z9S150I	0880	4.307	5.000	9	-	2.550		1.500	1.181	3.810	●
		FHF - SDMW12 - D600Z12S200I	1025	5.307	6.000	12	-	2.480		2.000	1.023	4.700	●

* Clamping Torque (Nm) 3.0Nm

SDMT12	Screw	Wrench	Handle	Wedge Clamp
Description	Y4015 - M4x11	Y80 - T15	18000167	YACK - 15
EDP	18000119	18000167	-	18000069

Milling - Face Milling - Cutter

Cutters for SEGT, SEKT

Entry Angle : 45˚
4 Corner Positive

<S> Shell Mill

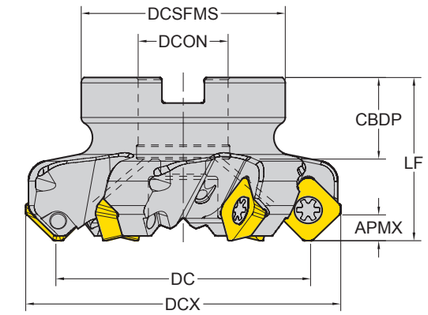

ZEFP : Effective Number of Cutting Edges
CICT : Number of Inserts
CBDP : Connection Bore Depth

: p. 138

Unit :inch

Series	APMX	Designation	EDP 1700..	DC	DCX	CICT	LU	LF	TYPE	DCON	CBDP	DCSFMS	
SEGT, SEKT 1204	.236	F45-SEKT12-D150Z4S050I	0060	1.500	2.060	4	-	1.575	Shellmill	.500	.710	1.250	●
		F45-SEKT12-D200Z5S075I	0061	2.000	2.560	5	-	1.575		.750	.790	1.750	●
		F45-SEKT12-D250Z4S075I	0062	2.500	3.060	4	-	1.575		.750	.790	2.000	●
		F45-SEKT12-D250Z6S075I	0063	2.500	3.060	6	-	1.575		.750	.790	2.000	●
		F45-SEKT12-D300Z4S100I	0064	3.000	3.560	4	-	1.75		1.000	.870	2.250	●
		F45-SEKT12-D300Z7S100I	0065	3.000	3.560	7	-	1.75		1.000	.870	2.250	●
		F45-SEKT12-D400Z8S125I	0066	4.000	4.560	8	-	2.000		1.250	.980	3.000	●
		F45-SEKT12-D500Z10S150I	0067	5.000	5.560	10	-	2.380		1.500	1.140	3.650	●
		F45-SEKT12-D600Z12S200I	0068	6.000	6.560	12	-	2.380		2.000	1.180	4.700	●

* Clamping Torque (Nm) 2.4Nm

SEKT1204	Screw	Wrench
Description	TP204510	TPWFTP20
EDP	18000011	18000004

Milling - Shoulder Milling - Cutter

Cutters for TPKT

Entering Angle : 90˚
3 Corner Positive

<W> Weldon

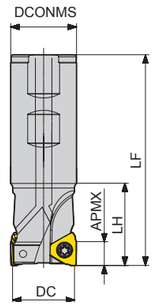

CICT : Number of Inserts
CBDP : Connection Bore Depth

: p. 148 Unit : inch

Series	APMX	Designation	EDP 1700..	DC	CICT	LF	TYPE	DCON	LH	CBDP	DCSFMS	
NEW TPKT 0703	.177	E90-TP07-D0500Z1W0625-L325I	1164	.500	1	3.250	Weldon	.625	1.378	-	-	●
		E90-TP07-D0625Z2W0625-L325I	1165	.625	2	3.250		.625	.984	-	-	●
		E90-TP07-D0750Z2W0750-L400I	1166	.750	2	4.000		.750	.984	-	-	●
		E90-TP07-D100Z3W0750-L400I	1167	1.000	3	4.000		.750	.984	-	-	●
		E90-TP07-D100Z3W100-L400I	1168	1.000	3	4.000		1.000	.984	-	-	●
		E90-TP07-D100Z3W100-L600I	1169	1.000	3	6.000		1.000	1.378	-	-	●
		E90-TP07-D100Z3W100-L1000I	1170	1.000	3	10.000		1.000	2.165	-	-	●
		E90-TP07-D125Z3W125-L450I	1171	1.250	3	4.500		1.250	1.181	-	-	●
		E90-TP07-D125Z3W125-L650I	1172	1.250	3	6.500		1.250	1.575	-	-	●
		E90-TP07-D125Z3W125-L1000I	1173	1.250	3	10.000		1.250	2.362	-	-	●
		E90-TP07-D150Z4W125-L450I	1174	1.500	4	4.500		1.250	1.181	-	-	●
		E90-TP07-D150Z4W125-L650I	1175	1.500	4	6.500		1.250	1.575	-	-	●
		E90-TP07-D150Z4W125-L1000I	1176	1.500	4	10.000		1.250	2.362	-	-	●
		E90-TP07-D150Z6W125-L450I	1177	1.500	6	4.500		1.250	1.181	-	-	●
		E90-TP07-D150Z6W125-L650I	1178	1.500	6	6.500		1.250	1.575	-	-	●

▶ NEXT PAGE

* Clamping Torque (Nm) 0.6Nm

TPKT0703	Screw	Wrench	Handle	BIT
Description	TP062004-GS	TPWBTP06	DH-H4	DB-TP06
EDP	18000252	18000277	18000189	18000274

Milling - Shoulder Milling - Cutter

Cutters for TPKT

Entering Angle : 90˚
3 Corner Positive

<S> Shellmill

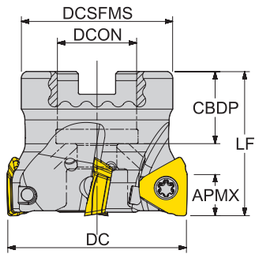

<M> Modular

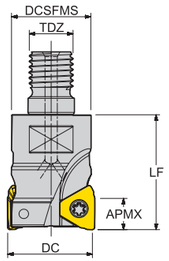

CICT : Number of Inserts
CBDP : Connection Bore Depth

: p. 148 Unit : inch

Series	APMX	Designation	EDP 1700..	DC	CICT	LF	TYPE	DCON	LH	CBDP	DCSFMS	
NEW TPKT 0703	.177	F90-TP07-D150Z5S075I	1179	1.500	5	1.570	Shellmill	.750	-	-	-	●
		F90-TP07-D150Z8S075I	1180	1.500	8	1.570		.750	-	-	-	●
		F90-TP07-D200Z7S075I	1181	2.000	7	1.570		.750	-	-	-	●
		F90-TP07-D200Z9S075I	1182	2.000	9	1.570		.750	-	-	-	●
		M90-TP07-D0625Z2M08I	1183	.625	2	1.575	Modular	M08	.905	-	.512	●
		M90-TP07-D0705Z2M08I	1184	.705	2	1.575		M08	.905	-	.512	●
		M90-TP07-D075Z2M10I	1185	.750	2	2.287		M10	1.500	-	.689	●
		M90-TP07-D083Z2M10I	1186	.830	2	2.287		M10	1.500	-	.709	●
		M90-TP07-D100Z3M12I	1187	1.000	3	2.366		M12	1.500	-	.827	●
		M90-TP07-D1125Z3M12I	1188	1.125	3	2.366		M12	1.500	-	.827	●
		M90-TP07-D125Z5M16I	1189	1.250	5	2.773		M16	1.750	-	1.142	●
		M90-TP07-D1375Z5M16I	1190	1.375	5	2.773		M16	1.750	-	1.142	●
		M90-TP07-D150Z5M16I	1191	1.500	5	2.773		M16	1.750	-	1.142	●

* Clamping Torque (Nm) 0.6Nm

TPKT0703	Screw	Wrench	Handle	BIT
Description	TP062004-GS	TPWBTP06	DH-H4	DB-TP06
EDP	18000252	18000277	18000189	18000274

Milling - Shoulder Milling - Cutter

Cutters for TPKT

Entering Angle : 90˚
3 Corner Positive

<S> Shellmill

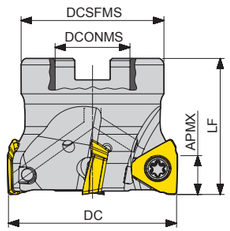

<C> Weldon

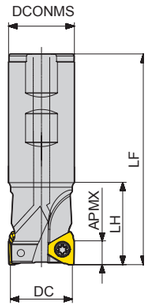

<M> Modular

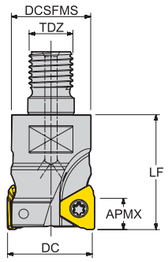

CICT : Number of Inserts
CBDP : Connection Bore Depth

: p. 148

Unit : inch

Series	APMX	Designation	EDP 1700..	DC	CICT	LF	TYPE	DCON	LH	CBDP	DCSFMS	
TPKT 1104	.276	E90 - TP11 - D125Z3W125 - L450I	1054	1.250	3	4.500	Weldon	1.250	1.500	-	-	●
		E90 - TP11 - D125Z3W125 - L650I	1055	1.250	3	6.500		1.250	2.500	-	-	●
		E90 - TP11 - D150Z3W125 - L450I	1056	1.500	3	4.500		1.250	2.250	-	-	●
		E90 - TP11 - D150Z4W125 - L450I	1057	1.500	4	4.500		1.250	2.250	-	-	●
		E90 - TP11 - D200Z5W125 - L450I	1058	2.000	5	4.500		1.250	2.250	-	-	●
		F90 - TP11 - D150Z4S050I	1059	1.500	4	1.375	Shellmill	.500	-	.640	1.378	●
		F90 - TP11 - D200Z5S075I	1060	2.000	5	1.750		.750	-	.750	1.750	●
		F90 - TP11 - D250Z6S075I	1061	2.500	6	1.750		.750	-	.750	1.750	●
		F90 - TP11 - D300Z5S100I	1062	3.000	5	1.750		1.000	-	.750	2.189	●
		F90 - TP11 - D300Z8S100I	1063	3.000	8	1.750		1.000	-	.750	2.189	●
		F90 - TP11 - D400Z10S150I	1064	4.000	10	2.375		1.500	-	1.060	2.874	●
		F90 - TP11 - D400Z8S150I	1065	4.000	8	2.375		1.500	-	1.060	2.874	●
		F90 - TP11 - D500Z11S150I	1066	5.000	11	2.375		1.500	-	1.060	3.807	●
		M90 - TP11 - D125Z3M16I	1067	1.250	3	2.410	Modular	M16	1.500	-	1.130	●
		M90 - TP11 - D150Z4M16I	1068	1.500	4	2.410		M16	1.500	-	1.130	●

* Clamping Torque (Nm) 1.2Nm

TPKT1104	Screw	Wrench	Handle	BIT
Description	TP082506 - GS	TPWBTP08	DH - H4	DB - TP08
EDP	18000259	18000218	18000189	18000190

Milling - Shoulder Milling - Cutter

Cutters for TPKT

Entering Angle : 90˚
3 Corner Positive

<S> Shellmill

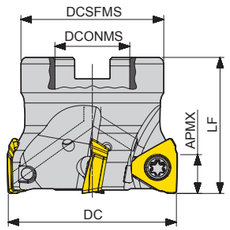

<C> Weldon

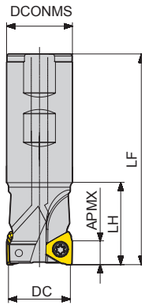

CICT : Number of Inserts
CBDP : Connection Bore Depth

: p. 148

Unit : inch

Series	APMX	Designation	EDP 1700..	DC	CICT	LF	TYPE	DCON	LH	CBDP	DCSFMS	
TPKT 1605	.433	E90-TP16-D125Z2W125-L450I	1198	1.250	2	4.500	Weldon	1.250	1.500	-	-	●
		E90-TP16-D150Z3W125-L450I	1199	1.500	3	4.500		1.250	1.500	-	-	●
		E90-TP16-D200Z4W125-L450I	0957	2.000	4	4.500		1.250	1.500	-	-	●
		F90-TP16-D200Z4S075I	0959	2.000	4	1.750	Shellmill	.750	-	.750	1.750	●
		F90-TP16-D200Z5S075I	0960	2.000	5	1.750		.750	-	.750	1.750	●
		F90-TP16-D250Z6S075I	0961	2.500	6	1.750		.750	-	.750	1.750	●
		F90-TP16-D300Z6S100I	0962	3.000	6	1.750		1.000	-	.750	2.189	●
		F90-TP16-D300Z7S100I	0963	3.000	7	1.750		1.000	-	.750	2.189	●
		F90-TP16-D400Z6S150I	0964	4.000	6	2.375		1.500	-	1.417	2.874	●
		F90-TP16-D400Z8S150I	0965	4.000	8	2.375		1.500	-	1.417	2.874	●
		F90-TP16-D500Z9S150I	0966	5.000	9	2.375		1.500	-	1.417	3.807	●
		F90-TP16-D600Z12S150I	0967	6.000	12	2.375		1.500	-	1.417	4.882	●
		F90-TP16-D600Z8S150I	0968	6.000	8	2.375		1.500	-	1.417	4.882	●

* Clamping Torque (Nm) 5.3Nm

TPKT1605	Screw	Wrench	Handle	BIT
Description	TP2045105	TPWBTP20	DH - H6	DB - TP20
EDP	18000264	18000256	18000210	18000257

Milling - Shoulder Milling - Cutter

Cutters for WNEX

Entering Angle : 90˚
6 Corner Negative

<S> Shellmill

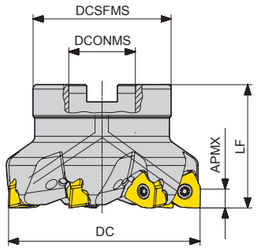

<W> Weldon

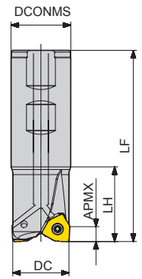

<M> Modular

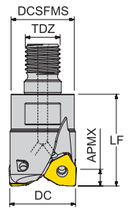

CICT : Number of Inserts
CBDP : Connection Bore Depth

: p. 151

Unit : inch

Series	APMX	Designation	EDP 1700..	DC	CICT	LF	TYPE	DCON	LH	CBDP	DCSFMS	
NEW WNEX 0403	.157	E90-WN04-D075Z3W075-L400I	1247	.750	3	4.000	Weldon	.750	1.500	-	-	●
		E90-WN04-D075Z3W075-L600I	1259	.750	3	6.000		.750	2.000	-	-	●
		E90-WN04-D100Z4W100-L400I	1248	1.000	4	4.000		1.000	1.500	-	-	●
		E90-WN04-D100Z4W100-L600I	1260	1.000	4	6.000		1.000	2.000	-	-	●
		E90-WN04-D125Z5W125-L450I	1249	1.250	5	4.500		1.250	1.500	-	-	●
		E90-WN04-D125Z5W125-L650I	1261	1.250	5	6.500		1.250	2.500	-	-	●
		E90-WN04-D150Z6W125-L450I	1250	1.500	6	4.500		1.250	2.250	-	-	●
		E90-WN04-D150Z6W125-L650I	1262	1.500	6	6.500		1.250	2.500	-	-	●
		F90-WN04-D200Z7S075I	1263	2.000	7	1.570	Shellmill	.750	-	.787	1.693	●
		F90-WN04-D200Z9S075I	1264	2.000	9	1.570		.750	-	.787	1.693	●
		F90-WN04-D250Z9S075I	1252	2.500	9	1.570		.750	-	.787	1.693	●
		F90-WN04-D250Z11S075I	1265	2.500	11	1.570		.750	-	.787	1.693	●
		F90-WN04-D300Z9S100I	1266	3.000	9	1.750		1.000	-	.787	2.205	●
		F90-WN04-D300Z13S100I	1267	3.000	13	1.750		1.000	-	.787	2.205	●
		M90-WN04-D075Z3M10I	1268	.750	3	2.165	Modular	M10	1.378	-	.709	●
		M90-WN04-D100Z4M12I	1269	1.000	4	2.244		M12	1.378	-	.827	●
		M90-WN04-D125Z5M16I	1270	1.250	5	2.677		M16	1.693	-	1.142	●
		M90-WN04-D150Z6M16I	1271	1.500	6	2.677		M16	1.693	-	1.142	●

* Clamping Torque (Nm) 0.7Nm

WNEX0403	Screw	Wrench	Handle	BIT
Description	TP072557-GS	TPWBTP07	DH-H4	DB-TP07
EDP	18000275	18000289	18000189	18000278

Milling - Shoulder Milling - Cutter

Cutters for WNEX

Entering Angle : 90˚
6 Corner Negative

<S> Shellmill

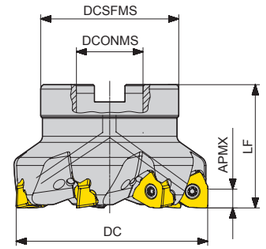

<W> Weldon

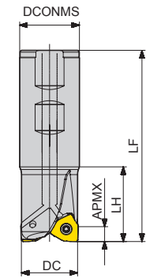

<M> Modular

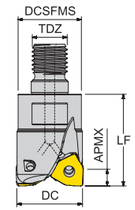

CICT : Number of Inserts
CBDP : Connection Bore Depth

: p. 151

Unit : inch

Series	APMX	Designation	EDP 1700..	DC	CICT	LF	TYPE	DCON	LH	CBDP	DCSFMS	
WNEX 0806	.276	E90 - WN08 - D125Z2W125 - L450I	0913	1.250	2	4.500	Weldon	1.250	2.250	-	-	●
		E90 - WN08 - D125Z2W125 - L750I	1077	1.250	2	7.500		1.250	2.500	-	-	●
		E90 - WN08 - D150Z4W125 - L450I	0914	1.500	4	4.500		1.250	1.500	-	-	●
		E90 - WN08 - D150Z4W125 - L750I	1078	1.500	4	7.500		1.250	2.500	-	-	●
		F90 - WN08 - D200Z4S075I	0915	2.000	4	1.575	Shellmill	.750	-	.750	1.732	●
		F90 - WN08 - D200Z5S075I	1079	2.000	5	1.575		.750	-	.750	1.732	●
		F90 - WN08 - D250Z5S075I	0916	2.500	5	1.575		.750	-	.750	1.732	●
		F90 - WN08 - D300Z7S100I	0917	3.000	7	2.000		1.000	-	.750	2.189	●
		F90 - WN08 - D300Z9S100I	1080	3.000	9	2.000		1.000	-	.750	2.189	●
		F90 - WN08 - D400Z9S150I	0918	4.000	9	2.500		1.500	-	1.060	3.503	●
		F90 - WN08 - D400Z11S150I	1081	4.000	11	2.500		1.500	-	1.060	3.503	●
		F90 - WN08 - D500Z11S150I	1082	5.000	11	2.50		1.500	-	1.060	3.503	●
		F90 - WN08 - D500Z14S150I	1083	5.000	14	2.50		1.500	-	1.060	3.503	●
		M90 - WN08 - D125Z2M16I	1084	1.250	2	2.410	Modular	M16	1.500	-	1.130	●
		M90 - WN08 - D150Z3M16I	1085	1.500	3	2.410		M16	1.500	-	1.130	●

* Clamping Torque (Nm) 3.0Nm

WNEX0806	Screw	Wrench	Handle	BIT
Description	TP154011 - GS	TPWBTP15	DH - H4	DB - TP15
EDP	18000251	18000217	18000189	18000208